



Motorsport

MG TROPHY CHAMPIONSHIP

Brands Hatch Indy Circuit

24th / 25th April 2021



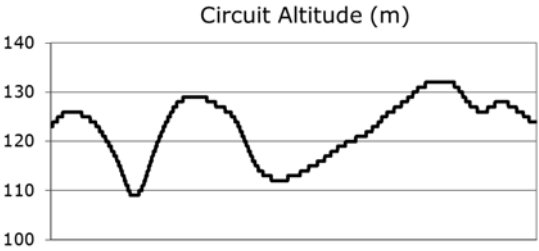
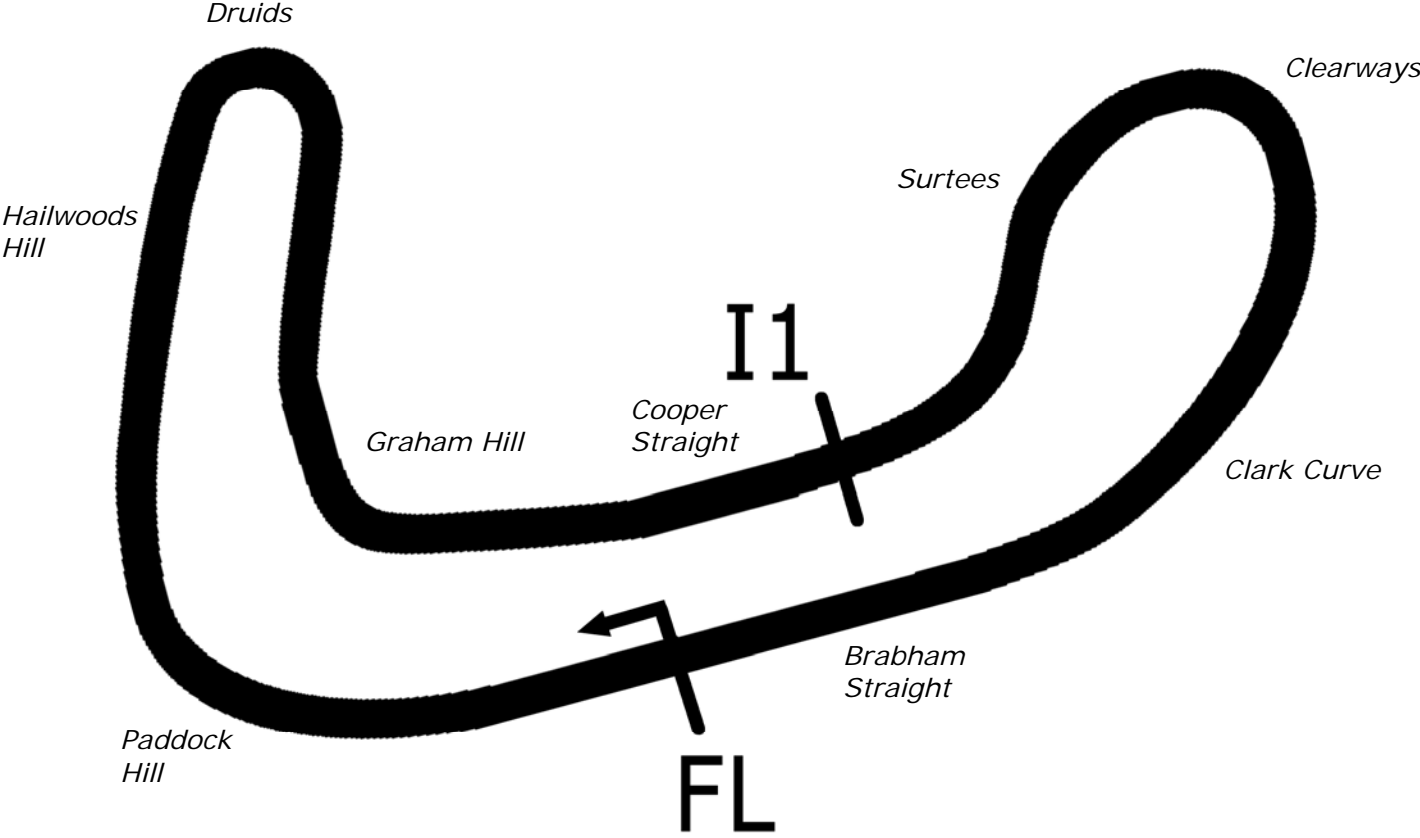
Results Provided by Timing Solutions Ltd
www.tsl-timing.com

Brands Hatch Indy



SPORTS TIMING

TIMING SOLUTIONS LTD



Length	1.2079 miles	1944.0 m	
FL		51.36032 N	0.26032 E
I1	1112m	51.35934 N	0.25955 E
Pit Entry	1669m	51.35911 N	0.25743 E
Pit Exit	26m after FL	51.36027 N	0.26078 E
Pit Entry–Pit Exit 277m, 16.6s @60kph, 12.4s @80kph			

All results available at www.tsl-timing.com

MGCC The Boretch Engineering MG Trophy
QUALIFYING - RACE 2 - CLASSIFICATION

POS	NO	CL	PIC NAME	ENTRY	TIME	ON	LAPS	GAP	DIFF	MPH
1	3	A	1 Sam KIRKPATRICK	MG ZR 190	55.736	3	7			78.02
2	16	A	2 Fred BURGESS	MG ZR 190	55.741	3	8	0.005	0.005	78.01
3	79	A	3 Adam JACKSON	MG ZR 190	55.999	3	10	0.263	0.258	77.65
4	33*	A	4 Patrick BOOTH	MG ZR 190	56.166	1	2	0.430	0.167	77.42
5	14	B	1 James DENNISON	MG ZR 170	57.312	9	10	1.576	1.146	75.87
6	1	A	5 Graham ROSS	MG ZR 190	57.405	3	3	1.669	0.093	75.75
7	99	A	6 Doug COLE	MG ZR 190	57.448	9	10	1.712	0.043	75.69
8	31	B	2 Fergus CAMPBELL	MG ZR 170	57.637	9	9	1.901	0.189	75.44
9	93	B	3 Joseph DALGARNO	MG ZR 170	57.713	8	9	1.977	0.076	75.34
10	77*	A	7 Robin WALKER	MG ZR 190	57.785	9	9	2.049	0.072	75.25
11	50	B	4 John BOOTH	MG ZR 170	58.326	10	10	2.590	0.541	74.55
12	80	B	5 Tylor BALLARD	MG ZR 170	58.457	10	10	2.721	0.131	74.38
13	36	B	6 Joshua BACON	MG ZR 170	58.716	3	9	2.980	0.259	74.06
14	97*	B	7 Josh BROMLEY	MG ZR 170	59.095	9	9	3.359	0.379	73.58
15	8	B	8 Jack CHAPMAN	MG ZR 170	1:00.791	10	10	5.055	1.696	71.53
16	35	C	1 Guy TOLLEY	MG ZR 160	1:02.669	9	10	6.933	1.878	69.39
17	76	C	2 John DONNELLY	MG ZR 160	1:02.695	3	10	6.959	0.026	69.36
18	78	C	3 James MORETON	MG ZR 160	1:04.104	9	9	8.368	1.409	67.83
19	60	C	4 Andy HEITMAN	MG ZR 160	1:05.410	9	10	9.674	1.306	66.48

Car Nos 33, 77 & 97 - No working transponders - Please fix or you WILL be IGNORED in the Race

Weather / Track : Sunny / Dry

These results are provisional until the conclusion of any judicial and technical matters.

Brands Hatch Indy

Circuit Length = 1.2079 miles

Start: 09:51 Flag 10:02 End: 10:05

Clerk Of Course : Peter Ritchie	Stewards :	Timekeeper : Peter Knight
---------------------------------	------------	---------------------------

MGCC The Boretch Engineering MG Trophy

QUALIFYING - RACE 7 - 2ND FASTEST CLASSIFICATION

POS	NO	CL	PIC NAME	ENTRY	TIME	ON	LAPS	GAP	DIFF	MPH
1	3	A	1 Sam KIRKPATRICK	MG ZR 190	56.232	7	7			77.33
2	16	A	2 Fred BURGESS	MG ZR 190	56.726	8	8	0.494	0.494	76.65
3	1	A	3 Graham ROSS	MG ZR 190	57.797	2	3	1.565	1.071	75.23
4	14	B	1 James DENNISON	MG ZR 170	57.820	3	10	1.588	0.023	75.20
5	31	B	2 Fergus CAMPBELL	MG ZR 170	57.994	3	9	1.762	0.174	74.98
6	99	A	4 Doug COLE	MG ZR 190	58.656	10	10	2.424	0.662	74.13
7	50	B	3 John BOOTH	MG ZR 170	58.932	8	10	2.700	0.276	73.79
8	33*	A	5 Patrick BOOTH	MG ZR 190	59.049	2	2	2.817	0.117	73.64
9	93	B	4 Joseph DALGARNO	MG ZR 170	59.083	3	9	2.851	0.034	73.60
10	80	B	5 Tylor BALLARD	MG ZR 170	59.492	3	10	3.260	0.409	73.09
11	77*	A	6 Robin WALKER	MG ZR 190	59.732	2	9	3.500	0.240	72.80
12	36	B	6 Joshua BACON	MG ZR 170	59.776	8	9	3.544	0.044	72.74
13	97*	B	7 Josh BROMLEY	MG ZR 170	1:00.279	8	9	4.047	0.503	72.14
14	79	A	7 Adam JACKSON	MG ZR 190	1:00.436	10	10	4.204	0.157	71.95
15	8	B	8 Jack CHAPMAN	MG ZR 170	1:00.816	3	10	4.584	0.380	71.50
16	35	C	1 Guy TOLLEY	MG ZR 160	1:03.343	8	10	7.111	2.527	68.65
17	78	C	2 James MORETON	MG ZR 160	1:04.171	8	9	7.939	0.828	67.76
18	76	C	3 John DONNELLY	MG ZR 160	1:04.891	2	10	8.659	0.720	67.01
19	60	C	4 Andy HEITMAN	MG ZR 160	1:05.704	8	10	9.472	0.813	66.18

Car Nos 33, 77 & 97 - No working transponders - Please fix or you WILL be IGNORED in the Race

Weather / Track : Sunny / Dry

These results are provisional until the conclusion of any judicial and technical matters.

Brands Hatch Indy

Circuit Length = 1.2079 miles

Start: 09:51 Flag 10:02 End: 10:05

Clerk Of Course : Peter Ritchie	Stewards :	Timekeeper : Peter Knight
---------------------------------	------------	---------------------------

MGCC The Boretch Engineering MG Trophy

QUALIFYING - RACE 2 - LAP ANALYSIS

DIFF = Difference To Personal Best Lap

P1 3 Sam KIRKPATRICK				
LAP	LAP TIME	DIFF	MPH	TIME OF DAY
1 -	1:03.590	7.854	68.38	09:52:15.725
2 -	56.644 (3)	0.908	76.77	09:53:12.369
3 -	55.736 (1)		78.02	09:54:08.105
4 -	6:08.941 P	5:13.205	11.78	10:00:17.046
5 -	1:03.238	7.502	68.76	10:01:20.284
6 -	57.301	1.565	75.89	10:02:17.585
7 -	56.232 (2)	0.496	77.33	10:03:13.817

P2 16 Fred BURGESS				
LAP	LAP TIME	DIFF	MPH	TIME OF DAY
1 -	1:05.147	9.406	66.75	09:52:15.189
2 -	58.860	3.119	73.88	09:53:14.049
3 -	55.741 (1)		78.01	09:54:09.790
4 -	57.826 (3)	2.085	75.20	09:55:07.616
5 -	1:39.260	43.519	43.81	09:56:46.876
6 -	1:39.871	44.130	43.54	09:58:26.747
7 -	1:33.332	37.591	46.59	10:00:00.079
8 -	56.726 (2)	0.985	76.65	10:00:56.805

P3 79 Adam JACKSON				
LAP	LAP TIME	DIFF	MPH	TIME OF DAY
1 -	1:03.943	7.944	68.00	09:52:30.258
2 -	1:01.241	5.242	71.00	09:53:31.499
3 -	55.999 (1)		77.65	09:54:27.498
4 -	1:12.152	16.153	60.27	09:55:39.650
5 -	1:10.618	14.619	61.57	09:56:50.268
6 -	1:40.534	44.535	43.25	09:58:30.802
7 -	1:34.569	38.570	45.98	10:00:05.371
8 -	1:00.618 (3)	4.619	71.73	10:01:05.989
9 -	1:01.465	5.466	70.74	10:02:07.454
10 -	1:00.436 (2)	4.437	71.95	10:03:07.890

P4 33 Patrick BOOTH				
LAP	LAP TIME	DIFF	MPH	TIME OF DAY
1 -	56.166 (1)		77.42	09:53:51.927
2 -	59.049 (2)	2.883	73.64	09:54:50.976

P5 14 James DENNISON				
LAP	LAP TIME	DIFF	MPH	TIME OF DAY
1 -	1:06.229	8.917	65.66	09:52:19.399
2 -	59.595 (3)	2.283	72.96	09:53:18.994
3 -	57.820 (2)	0.508	75.20	09:54:16.814
4 -	1:03.099	5.787	68.91	09:55:19.913
5 -	1:27.993	30.681	49.41	09:56:47.906
6 -	1:40.519	43.207	43.26	09:58:28.425
7 -	1:33.783	36.471	46.36	10:00:02.208
8 -	59.975	2.663	72.50	10:01:02.183
9 -	57.312 (1)		75.87	10:01:59.495
10 -	1:00.615	3.303	71.74	10:03:00.110

P6 1 Graham ROSS				
LAP	LAP TIME	DIFF	MPH	TIME OF DAY
1 -	1:03.740	6.335	68.22	09:52:18.430
2 -	57.797 (2)	0.392	75.23	09:53:16.227
3 -	57.405 (1)		75.75	09:54:13.632

DIFF = Difference To Personal Best Lap

P7 99 Doug COLE				
LAP	LAP TIME	DIFF	MPH	TIME OF DAY
1 -	1:10.106	12.658	62.02	09:52:27.878
2 -	1:04.598	7.150	67.31	09:53:32.476
3 -	59.049	1.601	73.64	09:54:31.525
4 -	1:05.344	7.896	66.54	09:55:36.869
5 -	1:12.059	14.611	60.34	09:56:48.928
6 -	1:40.729	43.281	43.17	09:58:29.657
7 -	1:32.687	35.239	46.91	10:00:02.344
8 -	59.037 (3)	1.589	73.65	10:01:01.381
9 -	57.448 (1)		75.69	10:01:58.829
10 -	58.656 (2)	1.208	74.13	10:02:57.485

P8 31 Fergus CAMPBELL				
LAP	LAP TIME	DIFF	MPH	TIME OF DAY
1 -	1:09.436	11.799	62.62	09:52:18.299
2 -	59.488	1.851	73.10	09:53:17.787
3 -	57.994 (2)	0.357	74.98	09:54:15.781
4 -	2:45.301 P	1:47.664	26.30	09:57:01.082
5 -	1:39.462	41.825	43.72	09:58:40.544
6 -	1:33.004	35.367	46.75	10:00:13.548
7 -	59.187	1.550	73.47	10:01:12.735
8 -	58.530 (3)	0.893	74.29	10:02:11.265
9 -	57.637 (1)		75.44	10:03:08.902

P9 93 Joseph DALGARNO				
LAP	LAP TIME	DIFF	MPH	TIME OF DAY
1 -	1:07.509	9.796	64.41	09:52:34.591
2 -	1:03.513	5.800	68.46	09:53:38.104
3 -	59.083 (2)	1.370	73.60	09:54:37.187
4 -	2:11.344 P	1:13.631	33.10	09:56:48.531
5 -	1:39.136	41.423	43.86	09:58:27.667
6 -	1:33.593	35.880	46.46	10:00:01.260
7 -	59.165 (3)	1.452	73.49	10:01:00.425
8 -	57.713 (1)		75.34	10:01:58.138
9 -	1:00.151	2.438	72.29	10:02:58.289

P10 77 Robin WALKER				
LAP	LAP TIME	DIFF	MPH	TIME OF DAY
1 -	1:04.271	6.486	67.66	09:53:33.389
2 -	59.732 (2)	1.947	72.80	09:54:33.121
3 -	1:07.402	9.617	64.51	09:55:40.523
4 -	1:10.550	12.765	61.63	09:56:51.073
5 -	1:41.219	43.434	42.96	09:58:32.292
6 -	1:32.902	35.117	46.80	10:00:05.194
7 -	1:00.599 (3)	2.814	71.76	10:01:05.793
8 -	1:00.731	2.946	71.60	10:02:06.524
9 -	57.785 (1)		75.25	10:03:04.309

P11 50 John BOOTH				
LAP	LAP TIME	DIFF	MPH	TIME OF DAY
1 -	1:11.678	13.352	60.66	09:52:36.692
2 -	1:08.526	10.200	63.45	09:53:45.218
3 -	59.834	1.508	72.67	09:54:45.052
4 -	1:05.368	7.042	66.52	09:55:50.420
5 -	1:11.007	12.681	61.24	09:57:01.427
6 -	1:35.604	37.278	45.48	09:58:37.031
7 -	1:33.053	34.727	46.73	10:00:10.084
8 -	58.932 (2)	0.606	73.79	10:01:09.016
9 -	59.084 (3)	0.758	73.60	10:02:08.100

Brands Hatch Indy
 Circuit Length = 1.2079 miles
 Start: 09:51 Flag 10:02 End: 10:05

Weather / Track : Sunny / Dry

MGCC The Boretech Engineering MG Trophy

QUALIFYING - RACE 2 - LAP ANALYSIS

DIFF = Difference To Personal Best Lap

10 - **58.326 (1)** **74.55** **10:03:06.426**

P12 80 Tylor BALLARD				
LAP	LAP TIME	DIFF	MPH	TIME OF DAY
1 -	1:07.451	8.994	64.47	09:52:18.718
2 -	1:17.321	18.864	56.24	09:53:36.039
3 -	59.492 (2)	1.035	73.09	09:54:35.531
4 -	1:05.982	7.525	65.90	09:55:41.513
5 -	1:11.122	12.665	61.14	09:56:52.635
6 -	1:41.015	42.558	43.04	09:58:33.650
7 -	1:33.445	34.988	46.53	10:00:07.095
8 -	1:00.161	1.704	72.28	10:01:07.256
9 -	59.841 (3)	1.384	72.66	10:02:07.097
10 -	58.457 (1)		74.38	10:03:05.554

P13 36 Joshua BACON				
LAP	LAP TIME	DIFF	MPH	TIME OF DAY
1 -	1:10.193	11.477	61.95	09:52:31.833
2 -	1:03.500	4.784	68.48	09:53:35.333
3 -	58.716 (1)		74.06	09:54:34.049
4 -	1:09.295	10.579	62.75	09:55:43.344
5 -	1:11.607	12.891	60.72	09:56:54.951
6 -	1:39.584	40.868	43.66	09:58:34.535
7 -	1:33.332	34.616	46.59	10:00:07.867
8 -	59.776 (2)	1.060	72.74	10:01:07.643
9 -	1:01.168 (3)	2.452	71.09	10:02:08.811

P14 97 Josh BROMLEY				
LAP	LAP TIME	DIFF	MPH	TIME OF DAY
1 -	1:06.372	7.277	65.51	09:53:40.768
2 -	1:01.223	2.128	71.02	09:54:41.991
3 -	1:10.322	11.227	61.83	09:55:52.313
4 -	1:10.354	11.259	61.81	09:57:02.667
5 -	1:36.676	37.581	44.98	09:58:39.343
6 -	1:31.724	32.629	47.40	10:00:11.067
7 -	1:01.023 (3)	1.928	71.26	10:01:12.090
8 -	1:00.279 (2)	1.184	72.14	10:02:12.369
9 -	59.095 (1)		73.58	10:03:11.464

P15 8 Jack CHAPMAN				
LAP	LAP TIME	DIFF	MPH	TIME OF DAY
1 -	1:10.730	9.939	61.48	09:52:47.017
2 -	1:02.305	1.514	69.79	09:53:49.322
3 -	1:00.816 (2)	0.025	71.50	09:54:50.138
4 -	1:10.165	9.374	61.97	09:56:00.303
5 -	1:13.965	13.174	58.79	09:57:14.268
6 -	1:29.068	28.277	48.82	09:58:43.336
7 -	1:33.082	32.291	46.71	10:00:16.418
8 -	1:03.181	2.390	68.82	10:01:19.599
9 -	1:01.581 (3)	0.790	70.61	10:02:21.180
10 -	1:00.791 (1)		71.53	10:03:21.971

P16 35 Guy TOLLEY				
LAP	LAP TIME	DIFF	MPH	TIME OF DAY
1 -	1:11.235	8.566	61.04	09:52:45.530
2 -	1:05.215	2.546	66.68	09:53:50.745
3 -	1:03.972 (3)	1.303	67.97	09:54:54.717
4 -	1:15.302	12.633	57.74	09:56:10.019
5 -	1:11.434	8.765	60.87	09:57:21.453
6 -	1:25.692	23.023	50.74	09:58:47.145

DIFF = Difference To Personal Best Lap

7 - 1:34.094 31.425 46.21 10:00:21.239
 8 - 1:03.343 (2) 0.674 68.65 10:01:24.582
 9 - **1:02.669 (1)** **69.39** **10:02:27.251**
 10 - 1:06.307 3.638 65.58 10:03:33.558

P17 76 John DONNELLY				
LAP	LAP TIME	DIFF	MPH	TIME OF DAY
1 -	1:10.579	7.884	61.61	09:52:43.228
2 -	1:04.891 (2)	2.196	67.01	09:53:48.119
3 -	1:02.695 (1)		69.36	09:54:50.814
4 -	1:10.264	7.569	61.88	09:56:01.078
5 -	1:14.456	11.761	58.40	09:57:15.534
6 -	1:28.808	26.113	48.96	09:58:44.342
7 -	1:32.712	30.017	46.90	10:00:17.054
8 -	1:05.002 (3)	2.307	66.89	10:01:22.056
9 -	1:05.539	2.844	66.35	10:02:27.595
10 -	1:06.534	3.839	65.35	10:03:34.129

P18 78 James MORETON				
LAP	LAP TIME	DIFF	MPH	TIME OF DAY
1 -	1:12.965	8.861	59.59	09:52:42.585
2 -	1:05.843	1.739	66.04	09:53:48.428
3 -	1:05.527 (3)	1.423	66.36	09:54:53.955
4 -	1:12.515	8.411	59.96	09:56:06.470
5 -	1:12.161	8.057	60.26	09:57:18.631
6 -	1:26.862	22.758	50.06	09:58:45.493
7 -	1:33.315	29.211	46.60	10:00:18.808
8 -	1:04.171 (2)	0.067	67.76	10:01:22.979
9 -	1:04.104 (1)		67.83	10:02:27.083

P19 60 Andy HEITMAN				
LAP	LAP TIME	DIFF	MPH	TIME OF DAY
1 -	1:16.156	10.746	57.10	09:52:32.803
2 -	1:08.337	2.927	63.63	09:53:41.140
3 -	1:06.086 (3)	0.676	65.80	09:54:47.226
4 -	1:12.273	6.863	60.16	09:55:59.499
5 -	1:14.242	8.832	58.57	09:57:13.741
6 -	1:28.305	22.895	49.24	09:58:42.046
7 -	1:33.763	28.353	46.37	10:00:15.809
8 -	1:05.704 (2)	0.294	66.18	10:01:21.513
9 -	1:05.410 (1)		66.48	10:02:26.923
10 -	1:06.232	0.822	65.65	10:03:33.155

Weather / Track : Sunny / Dry

Brands Hatch Indy
 Circuit Length = 1.2079 miles
 Start: 09:51 Flag 10:02 End: 10:05

MGCC The Boretech Engineering MG Trophy

QUALIFYING - RACE 2 - STATISTICS

Competitors Started 19
Planned Start 2021-04-24 @ 09:55:00.000
Actual Start 2021-04-24 @ 09:51:02.136
Finish Time 2021-04-24 @ 10:02:57.484
Track Length 1.2079mi.
Total Laps 164
Total Distance Covered 198.1030mi.

Session Fastest Lap History

NO	CL	NAME	LAP TIME	TIME OF DAY	LAP	VEHICLE
3	A	Sam KIRKPATRICK	56.644	09:53:12.391	2	MG ZR 190
33	A	Patrick BOOTH	56.166	09:53:51.927	1	MG ZR 190
3	A	Sam KIRKPATRICK	55.736	09:54:08.127	3	MG ZR 190

Flag History

TYPE	TIME OF DAY
GREEN	09:51:02.136
SAFETY	09:55:29.433
GREEN	09:59:56.810
FINISH	10:02:57.484

Flag Statistics

TYPE	COUNT	TOTAL LAPS	TOTAL TIME
Green	2	8	9:36.989
Red	0	0	0.000
Safety Car	1	2	4:27.376
FCY	0	0	0.000

MGCC The Boretech Engineering MG Trophy

QUALIFYING - RACE 2 - STATISTICS

CLASS : A

7 Starters

Fastest Lap History

NO	NAME	LAP TIME	TIME OF DAY	LAP	VEHICLE
3	Sam KIRKPATRICK	56.644	09:53:12.391	2	MG ZR 190
33	Patrick BOOTH	56.166	09:53:51.927	1	MG ZR 190
3	Sam KIRKPATRICK	55.736	09:54:08.127	3	MG ZR 190

Weather / Track : Sunny / Dry

Results can be found at www.tsl-timing.com

Page 2 of 4

Brands Hatch Indy
Circuit Length = 1.2079 miles
Start: 09:51 Flag 10:02 End: 10:05

Printed - 10:11 Saturday, 24 April 2021

MGCC The Boretech Engineering MG Trophy

QUALIFYING - RACE 2 - STATISTICS

CLASS : B

8 Starters

Fastest Lap History

NO	NAME	LAP TIME	TIME OF DAY	LAP	VEHICLE
31	Fergus CAMPBELL	59.488	09:53:17.798	2	MG ZR 170
31	Fergus CAMPBELL	57.994	09:54:15.793	3	MG ZR 170
14	James DENNISON	57.820	09:54:16.826	3	MG ZR 170
93	Joseph DALGARNO	57.713	10:01:58.149	8	MG ZR 170
14	James DENNISON	57.312	10:01:59.507	9	MG ZR 170

Weather / Track : Sunny / Dry

Results can be found at www.tsl-timing.com

Page 3 of 4

Brands Hatch Indy
Circuit Length = 1.2079 miles
Start: 09:51 Flag 10:02 End: 10:05

Printed - 10:11 Saturday, 24 April 2021

MGCC The Boretech Engineering MG Trophy

QUALIFYING - RACE 2 - STATISTICS

CLASS : C

4 Starters

Fastest Lap History

NO	NAME	LAP TIME	TIME OF DAY	LAP	VEHICLE
60	Andy HEITMAN	1:08.337	09:53:41.155	2	MG ZR 160
76	John DONNELLY	1:04.891	09:53:48.133	2	MG ZR 160
76	John DONNELLY	1:02.695	09:54:50.830	3	MG ZR 160
35	Guy TOLLEY	1:02.669	10:02:27.294	9	MG ZR 160

MGCC The Boretch Engineering MG Trophy

RACE 2 - GRID (20 minutes)


ROW 10	19	1:05.410 60 Andy HEITMAN	18	1:04.104 78 James MORETON
ROW 9	17	1:02.695 76 John DONNELLY	16	1:02.669 35 Guy TOLLEY
ROW 8	15	1:00.791 8 Jack CHAPMAN	14	59.095 97 Josh BROMLEY
ROW 7	13	58.716 36 Joshua BACON	12	58.457 80 Tylor BALLARD
ROW 6	11	58.326 50 John BOOTH	10	57.785 77 Robin WALKER
ROW 5	9	57.713 93 Joseph DALGARNO	8	57.637 31 Fergus CAMPBELL
ROW 4	7	57.448 99 Doug COLE	6	57.405 1 Graham ROSS
ROW 3	5	57.312 14 James DENNISON	4	56.166 33 Patrick BOOTH
ROW 2	3	55.999 79 Adam JACKSON	2	55.741 16 Fred BURGESS
ROW 1	1	55.736 3 Sam KIRKPATRICK		
Pole				
				

These results are provisional until the conclusion of any judicial and technical matters.

Brands Hatch Indy
Circuit Length = 1.2079 miles

Clerk Of Course : Peter Ritchie	Stewards :	Timekeeper : Peter Knight
---------------------------------	------------	---------------------------

MGCC The Boretch Engineering MG Trophy
RACE 7 - GRID (20 minutes)

ROW 10		1:05.704 19 60 Andy HEITMAN	
ROW 9	1:04.171 17 78 James MORETON		1:04.891 18 76 John DONNELLY
ROW 8		1:00.816 15 8 Jack CHAPMAN	1:03.343 16 35 Guy TOLLEY
ROW 7	1:00.279 13 97 Josh BROMLEY		1:00.436 14 79 Adam JACKSON
ROW 6		59.732 11 77 Robin WALKER	59.776 12 36 Joshua BACON
ROW 5	59.083 9 93 Joseph DALGARNO		59.492 10 80 Tylor BALLARD
ROW 4		58.932 7 50 John BOOTH	59.049 8 33 Patrick BOOTH
ROW 3	57.994 5 31 Fergus CAMPBELL		58.656 6 99 Doug COLE
ROW 2		57.797 3 1 Graham ROSS	57.820 4 14 James DENNISON
ROW 1	56.232 1 3 Sam KIRKPATRICK		56.726 2 16 Fred BURGESS
Pole			
			

These results are provisional until the conclusion of any judicial and technical matters.

Brands Hatch Indy
 Circuit Length = 1.2079 miles

Clerk Of Course :	Stewards :	Timekeeper : Peter Knight
-------------------	------------	---------------------------

MGCC The Boretch Engineering MG Trophy

RACE 2 - CLASSIFICATION

POS	NO	CL	PIC NAME	ENTRY	LAPS	TIME	GAP	DIFF	MPH	BEST	ON
1	3	A	1 Sam KIRKPATRICK	MG ZR 190	21	20:51.139			72.99	54.654	17
2	16	A	2 Fred BURGESS	MG ZR 190	21	20:51.457	0.318	0.318	72.97	54.493	19
3	99	A	3 Doug COLE	MG ZR 190	21	21:11.268	20.129	19.811	71.83	56.257	5
4	14	B	1 James DENNISON	MG ZR 170	21	21:14.209	23.070	2.941	71.66	56.603	16
5	31	B	2 Fergus CAMPBELL	MG ZR 170	21	21:14.427	23.288	0.218	71.65	56.772	15
6	80	B	3 Tylor BALLARD	MG ZR 170	21	21:17.671	26.532	3.244	71.47	57.283	21
7	36	B	4 Joshua BACON	MG ZR 170	21	21:17.946	26.807	0.275	71.45	56.874	19
8	79	A	4 Adam JACKSON	MG ZR 190	21	21:18.532	27.393	0.586	71.42	56.176	3
9	93	B	5 Joseph DALGARNO	MG ZR 170	21	21:18.673	27.534	0.141	71.41	56.948	19
10	97	B	6 Josh BROMLEY	MG ZR 170	21	21:23.752	32.613	5.079	71.13	57.541	19
11	50*	B	7 John BOOTH	MG ZR 170	21	21:29.960	38.821	6.208	70.79	57.114	8
12	1	A	5 Graham ROSS	MG ZR 190	21	21:30.320	39.181	0.360	70.77	57.129	8
13	77	A	6 Robin WALKER	MG ZR 190	21	21:30.830	39.691	0.510	70.74	56.746	19
14	78	C	1 James MORETON	MG ZR 160	20	21:40.983	1 Lap	1 Lap	66.85	59.777	20
15	35	C	2 Guy TOLLEY	MG ZR 160	20	21:47.435	1 Lap	6.452	66.52	1:00.485	14
16	76	C	3 John DONNELLY	MG ZR 160	20	21:50.108	1 Lap	2.673	66.38	59.971	20
17	60	C	4 Andy HEITMAN	MG ZR 160	19	21:07.354	2 Laps	1 Lap	65.19	1:03.185	7

NOT CLASSIFIED

DNF	33	A	Patrick BOOTH	MG ZR 190	9	8:39.202	12 Laps	10 Laps	75.37	55.934	6
DNF	8	B	Jack CHAPMAN	MG ZR 170	6	6:15.401	15 Laps	3 Laps	69.50	1:00.285	3

FASTEST LAP

16	A	Fred BURGESS	MG ZR 190	19	54.493	79.80 mph	128.42 kph
14	B	James DENNISON	MG ZR 170	16	56.603	76.82 mph	123.64 kph
78	C	James MORETON	MG ZR 160	20	59.777	72.74 mph	117.07 kph

*Car No 50 - 5 second penalty - Exceeding track limits.

Weather / Track : Bright / Dry

These results are provisional until the conclusion of any judicial and technical matters.

Brands Hatch Indy: 1.2079 miles
Race Distance: 21 Laps / 25.36 miles
Start: 13:05 Flag 13:25 End: 13:27

Clerk Of Course : Peter Ritchie	Stewards :	Timekeeper : Peter Knight
---------------------------------	------------	---------------------------

MGCC The Boretech Engineering MG Trophy

RACE 2 - LAP CHART

LAP 1 @ 13:06:08.080			LAP 2 @ 13:07:05.012			LAP 3 @ 13:08:00.697			LAP 4 @ 13:08:56.146			LAP 5 @ 13:09:51.189		
NO	BEHIND	LAP TIME	NO	BEHIND	LAP TIME	NO	BEHIND	LAP TIME	NO	BEHIND	LAP TIME	NO	BEHIND	LAP TIME
3		1:04.242	3		56.932	3		55.685	3		55.449	3		55.043
33	0.483	1:04.725	33	0.530	56.979	16	1.166	56.157	16	0.772	55.055	16	0.664	54.935
16	0.636	1:04.878	16	0.694	56.990	33	1.519	56.674	33	3.050	56.980	99	4.411	56.257
99	1.354	1:05.596	99	1.305	56.883	99	2.128	56.508	99	3.197	56.518	33	5.581	57.574
1	2.216	1:06.458	79	2.066	56.773	79	2.557	56.176	79	3.759	56.651	79	5.733	57.017
79	2.225	1:06.467	1	3.817	58.533	1	6.345	58.213	1	8.520	57.624	1	10.904	57.427
31	3.044	1:07.286	31	4.367	58.255	14	7.546	58.511	31	10.522	58.414	31	14.791	59.312
14	3.342	1:07.584	14	4.720	58.310	31	7.557	58.875	14	10.673	58.576	80	15.077	59.262
80	3.858	1:08.100	80	5.843	58.917	80	8.077	57.919	80	10.858	58.230	14	15.103	59.473
93	4.446	1:08.688	93	6.196	58.682	93	8.430	57.919	93	11.158	58.177	93	15.274	59.159
97	5.357	1:09.599	36	7.569	58.906	36	9.862	57.978	36	12.434	58.021	77	15.514	57.910
36	5.595	1:09.837	97	7.882	59.457	77	10.529	57.910	77	12.647	57.567	36	16.209	58.818
50	5.752	1:09.994	77	8.304	59.157	97	11.403	59.206	97	14.745	58.791	97	18.232	58.530
77	6.079	1:10.321	8	11.874	1:00.497	8	16.474	1:00.285	50	21.424	58.064	50	23.839	57.458
8	8.309	1:12.551	76	14.122	1:01.682	50	18.809	59.143	8	21.617	1:00.592	8	27.302	1:00.728
76	9.372	1:13.614	35	14.432	1:01.576	76	20.219	1:01.782	76	26.120	1:01.350	76	31.943	1:00.866
35	9.788	1:14.030	50	15.351	1:06.531	35	20.639	1:01.892	35	26.427	1:01.237	35	32.314	1:00.930
60	11.018	1:15.260	78	20.732	1:06.027	78	25.929	1:00.882	78	31.055	1:00.575	78	36.450	1:00.438
78	11.637	1:15.879	60	26.957	1:12.871	60	35.766	1:04.494	60	45.404	1:05.087	60	54.791	1:04.430

Weather / Track : Bright / Dry

MGCC The Boretch Engineering MG Trophy

RACE 2 - LAP CHART

LAP 6 @ 13:10:46.279			LAP 7 @ 13:11:41.834			LAP 8 @ 13:12:36.920			LAP 9 @ 13:13:31.804			LAP 10 @ 13:14:27.328		
NO	BEHIND	LAP TIME	NO	BEHIND	LAP TIME	NO	BEHIND	LAP TIME	NO	BEHIND	LAP TIME	NO	BEHIND	LAP TIME
3		55.090	3		55.555	3		55.086	3		54.884	3		55.524
16	0.546	54.972	16	0.221	55.230	16	0.190	55.055	16	0.401	55.095	16	0.128	55.251
99	5.917	56.596	99	7.625	57.263	99	9.045	56.506	99	10.663	56.502	78	1 Lap	1:01.420
33	6.425	55.934	33	8.175	57.305	33	9.604	56.515	33	11.236	56.516	35	1 Lap	1:11.813
79	7.144	56.501	79	8.375	56.786	79	9.940	56.651	79	11.499	56.443	99	12.253	57.114
1	13.347	57.533	60	1 Lap	1:05.397	1	17.011	57.129	1	19.329	57.202	1	21.477	57.672
31	17.387	57.686	1	14.968	57.176	60	1 Lap	1:03.185	31	23.354	57.115	31	25.036	57.206
14	17.594	57.581	31	19.117	57.285	31	21.123	57.092	14	23.901	57.112	14	25.262	56.885
80	17.769	57.782	14	19.432	57.393	14	21.673	57.327	80	25.682	58.096	80	27.605	57.447
77	18.349	57.925	80	19.934	57.720	80	22.470	57.622	93	26.372	57.664	93	28.248	57.400
93	18.871	58.687	77	20.270	57.476	93	23.592	57.593	60	1 Lap	1:04.117	36	29.579	57.919
36	19.525	58.406	93	21.085	57.769	36	24.214	57.758	36	27.184	57.854	77	32.846	57.789
97	21.632	58.490	36	21.542	57.572	97	27.159	58.162	77	30.581	58.111	97	34.428	58.715
50	26.415	57.666	97	24.083	58.006	77	27.354	1:02.170	97	31.237	58.962	60	1 Lap	1:04.106
8	32.960	1:00.748	50	28.735	57.875	50	30.763	57.114	50	33.310	57.431	50	36.174	58.388
76	37.477	1:00.624	76	42.275	1:00.353	76	47.846	1:00.657	76	53.308	1:00.346	79	51.068	1:35.093
35	37.974	1:00.750	35	42.933	1:00.514	35	48.393	1:00.546						
78	41.502	1:00.142	78	46.237	1:00.290	78	51.126	59.975						

Weather / Track : Bright / Dry

MGCC The Boretech Engineering MG Trophy

RACE 2 - LAP CHART

LAP 11 @ 13:15:28.732			LAP 12 @ 13:16:54.571			LAP 13 @ 13:18:35.616			LAP 14 @ 13:19:31.522			LAP 15 @ 13:20:26.218		
NO	BEHIND	LAP TIME	NO	BEHIND	LAP TIME	NO	BEHIND	LAP TIME	NO	BEHIND	LAP TIME	NO	BEHIND	LAP TIME
3		1:01.404	3		1:25.839	3		1:41.045	3		55.906	3		54.696
16	1.225	1:02.501	16	0.694	1:25.308	16	0.146	1:40.497	16	0.194	55.954	16	0.269	54.771
76	1 Lap	1:06.295	76	1 Lap	1:24.876	76	1 Lap	1:41.195	99	5.058	57.130	99	7.035	56.673
78	1 Lap	1:06.022	78	1 Lap	1:21.535	78	1 Lap	1:42.215	1	5.530	57.185	31	8.601	56.772
99	10.646	59.797	99	3.050	1:18.243	99	3.834	1:41.829	31	6.525	57.994	14	9.760	57.548
35	1 Lap	1:04.675	35	1 Lap	1:17.180	35	1 Lap	1:40.670	14	6.908	58.209	80	10.398	57.462
1	20.147	1:00.074	1	4.892	1:10.584	1	4.251	1:40.404	80	7.632	58.606	93	11.476	57.397
31	23.929	1:00.297	31	5.943	1:07.853	31	4.437	1:39.539	93	8.775	59.235	36	11.612	57.248
14	24.602	1:00.744	14	6.846	1:08.083	14	4.605	1:38.804	36	9.060	58.719	77	12.496	57.310
80	28.277	1:02.076	80	7.431	1:04.993	80	4.932	1:38.546	77	9.882	58.791	97	14.345	57.606
93	31.372	1:04.528	93	8.198	1:02.665	93	5.446	1:38.293	97	11.435	59.956	79	15.344	56.829
36	31.988	1:03.813	36	9.495	1:03.346	36	6.247	1:37.797	78	1 Lap	1:04.514	50	17.016	57.860
77	32.432	1:00.990	77	10.250	1:03.657	77	6.997	1:37.792	79	13.211	59.209	78	1 Lap	1:01.451
97	33.737	1:00.713	97	10.894	1:02.996	97	7.385	1:37.536	50	13.852	1:00.000	1	19.789	1:08.955
60	1 Lap	1:06.177	60	1 Lap	1:05.282	60	1 Lap	1:30.999	76	1 Lap	1:08.033	35	1 Lap	1:00.485
50	40.540	1:05.770	50	20.600	1:05.899	50	9.758	1:30.203	35	1 Lap	1:06.050	76	1 Lap	1:03.141
79	51.597	1:01.933	79	25.814	1:00.056	79	9.908	1:25.139	60	1 Lap	1:03.785	60	1 Lap	1:03.428

Weather / Track : Bright / Dry

MGCC The Boretech Engineering MG Trophy

RACE 2 - LAP CHART

LAP 16 @ 13:21:20.910			LAP 17 @ 13:22:15.564			LAP 18 @ 13:23:10.400			LAP 19 @ 13:24:05.112			LAP 20 @ 13:25:00.101		
NO	BEHIND	LAP TIME	NO	BEHIND	LAP TIME	NO	BEHIND	LAP TIME	NO	BEHIND	LAP TIME	NO	BEHIND	LAP TIME
3		54.692	3		54.654	3		54.836	3		54.712	3		54.989
16	0.308	54.731	16	0.362	54.708	16	0.412	54.886	16	0.193	54.493	16	0.181	54.977
99	9.635	57.292	99	11.809	56.828	99	14.393	57.420	99	16.251	56.570	60	2 Laps	1:03.349
31	10.857	56.948	31	13.415	57.212	31	15.675	57.096	31	18.089	57.126	99	18.002	56.740
14	11.671	56.603	14	13.654	56.637	14	16.009	57.191	14	18.362	57.065	31	20.472	57.372
80	13.032	57.326	80	15.981	57.603	80	19.169	58.024	80	21.783	57.326	14	20.775	57.402
36	14.799	57.879	36	17.728	57.583	36	20.039	57.147	36	22.201	56.874	80	24.125	57.331
93	14.982	58.198	93	18.186	57.858	93	20.457	57.107	93	22.693	56.948	36	24.416	57.204
77	15.329	57.525	77	18.479	57.804	77	20.855	57.212	77	22.889	56.746	93	25.073	57.369
79	17.190	56.538	79	18.863	56.327	79	21.119	57.092	79	23.111	56.704	79	25.858	57.736
97	17.337	57.684	97	20.463	57.780	97	23.329	57.702	97	26.158	57.541	97	29.927	58.758
50	19.666	57.342	50	22.297	57.285	50	25.281	57.820	50	28.355	57.786	50	31.281	57.915
78	1 Lap	59.783	1	27.536	57.471	1	30.153	57.453	1	33.349	57.908	1	36.524	58.164
1	24.719	59.622	78	1 Lap	1:00.473	78	1 Lap	59.870	78	1 Lap	59.816	77	37.748	1:09.848
35	1 Lap	1:01.215	35	1 Lap	1:00.748	35	1 Lap	1:00.859	35	1 Lap	1:00.602	78	1 Lap	59.899
76	1 Lap	1:02.364	76	1 Lap	1:01.020	76	1 Lap	1:01.068	76	1 Lap	1:00.582	35	1 Lap	1:00.783
60	1 Lap	1:04.072	60	1 Lap	1:03.852	60	1 Lap	1:03.827				76	1 Lap	1:00.289

Weather / Track : Bright / Dry

MGCC The Boretch Engineering MG Trophy

RACE 2 - LAP CHART

LAP 21 @ 13:25:54.977

NO	BEHIND	LAP TIME
3		54.876
16	0.318	55.013
60	2 Laps	1:03.636
99	20.129	57.003
14	23.070	57.171
31	23.288	57.692
80	26.532	57.283
36	26.807	57.267
79	27.393	56.411
93	27.534	57.337
97	32.613	57.562
50	33.821	57.416
1	39.181	57.533
77	39.691	56.819
78	1 Lap	59.777
35	1 Lap	1:00.880
76	1 Lap	59.971

Weather / Track : Bright / Dry

Results can be found at www.tsl-timing.com

Page 5 of 5

Brands Hatch Indy
Circuit Length = 1.2079 miles
Start: 13:05 Flag 13:25 End: 13:27

Printed - 13:28 Saturday, 24 April 2021

MGCC The Boretch Engineering MG Trophy

RACE 2 - LAP ANALYSIS

DIFF = Difference To Personal Best Lap

P1 3 Sam KIRKPATRICK				
LAP	LAP TIME	DIFF	MPH	TIME OF DAY
1 -	1:04.242	9.588	67.69	13:06:08.080
2 -	56.932	2.278	76.38	13:07:05.012
3 -	55.685	1.031	78.09	13:08:00.697
4 -	55.449	0.795	78.42	13:08:56.146
5 -	55.043	0.389	79.00	13:09:51.189
6 -	55.090	0.436	78.93	13:10:46.279
7 -	55.555	0.901	78.27	13:11:41.834
8 -	55.086	0.432	78.94	13:12:36.920
9 -	54.884	0.230	79.23	13:13:31.804
10 -	55.524	0.870	78.31	13:14:27.328
11 -	1:01.404	6.750	70.81	13:15:28.732
12 -	1:25.839	31.185	50.66	13:16:54.571
13 -	1:41.045	46.391	43.03	13:18:35.616
14 -	55.906	1.252	77.78	13:19:31.522
15 -	54.696 (3)	0.042	79.50	13:20:26.218
16 -	54.692 (2)	0.038	79.51	13:21:20.910
17 -	54.654 (1)		79.56	13:22:15.564
18 -	54.836	0.182	79.30	13:23:10.400
19 -	54.712	0.058	79.48	13:24:05.112
20 -	54.989	0.335	79.08	13:25:00.101
21 -	54.876	0.222	79.24	13:25:54.977

P2 16 Fred BURGESS				
LAP	LAP TIME	DIFF	MPH	TIME OF DAY
1 -	1:04.878	10.385	67.02	13:06:08.716
2 -	56.990	2.497	76.30	13:07:05.706
3 -	56.157	1.664	77.43	13:08:01.863
4 -	55.055	0.562	78.98	13:08:56.918
5 -	54.935	0.442	79.15	13:09:51.853
6 -	54.972	0.479	79.10	13:10:46.825
7 -	55.230	0.737	78.73	13:11:42.055
8 -	55.055	0.562	78.98	13:12:37.110
9 -	55.095	0.602	78.92	13:13:32.205
10 -	55.251	0.758	78.70	13:14:27.456
11 -	1:02.501	8.008	69.57	13:15:29.957
12 -	1:25.308	30.815	50.97	13:16:55.265
13 -	1:40.497	46.004	43.27	13:18:35.762
14 -	55.954	1.461	77.71	13:19:31.716
15 -	54.771	0.278	79.39	13:20:26.487
16 -	54.731 (3)	0.238	79.45	13:21:21.218
17 -	54.708 (2)	0.215	79.48	13:22:15.926
18 -	54.886	0.393	79.22	13:23:10.812
19 -	54.493 (1)		79.80	13:24:05.305
20 -	54.977	0.484	79.09	13:25:00.282
21 -	55.013	0.520	79.04	13:25:55.295

P3 99 Doug COLE				
LAP	LAP TIME	DIFF	MPH	TIME OF DAY
1 -	1:05.596	9.339	66.29	13:06:09.434
2 -	56.883	0.626	76.44	13:07:06.317
3 -	56.508	0.251	76.95	13:08:02.825
4 -	56.518	0.261	76.94	13:08:59.343
5 -	56.257 (1)		77.29	13:09:55.600
6 -	56.596	0.339	76.83	13:10:52.196
7 -	57.263	1.006	75.94	13:11:49.459
8 -	56.506 (3)	0.249	76.95	13:12:45.965
9 -	56.502 (2)	0.245	76.96	13:13:42.467
10 -	57.114	0.857	76.13	13:14:39.581
11 -	59.797	3.540	72.72	13:15:39.378
12 -	1:18.243	21.986	55.57	13:16:57.621

DIFF = Difference To Personal Best Lap

13 -	1:41.829	45.572	42.70	13:18:39.450
14 -	57.130	0.873	76.11	13:19:36.580
15 -	56.673	0.416	76.73	13:20:33.253
16 -	57.292	1.035	75.90	13:21:30.545
17 -	56.828	0.571	76.52	13:22:27.373
18 -	57.420	1.163	75.73	13:23:24.793
19 -	56.570	0.313	76.87	13:24:21.363
20 -	56.740	0.483	76.64	13:25:18.103
21 -	57.003	0.746	76.28	13:26:15.106

P4 14 James DENNISON				
LAP	LAP TIME	DIFF	MPH	TIME OF DAY
1 -	1:07.584	10.981	64.34	13:06:11.422
2 -	58.310	1.707	74.57	13:07:09.732
3 -	58.511	1.908	74.32	13:08:08.243
4 -	58.576	1.973	74.23	13:09:06.819
5 -	59.473	2.870	73.11	13:10:06.292
6 -	57.581	0.978	75.52	13:11:03.873
7 -	57.393	0.790	75.76	13:12:01.266
8 -	57.327	0.724	75.85	13:12:58.593
9 -	57.112	0.509	76.14	13:13:55.705
10 -	56.885 (3)	0.282	76.44	13:14:52.590
11 -	1:00.744	4.141	71.58	13:15:53.334
12 -	1:08.083	11.480	63.87	13:17:01.417
13 -	1:38.804	42.201	44.01	13:18:40.221
14 -	58.209	1.606	74.70	13:19:38.430
15 -	57.548	0.945	75.56	13:20:35.978
16 -	56.603 (1)		76.82	13:21:32.581
17 -	56.637 (2)	0.034	76.78	13:22:29.218
18 -	57.191	0.588	76.03	13:23:26.409
19 -	57.065	0.462	76.20	13:24:23.474
20 -	57.402	0.799	75.75	13:25:20.876
21 -	57.171	0.568	76.06	13:26:18.047

P5 31 Fergus CAMPBELL				
LAP	LAP TIME	DIFF	MPH	TIME OF DAY
1 -	1:07.286	10.514	64.62	13:06:11.124
2 -	58.255	1.483	74.64	13:07:09.379
3 -	58.875	2.103	73.86	13:08:08.254
4 -	58.414	1.642	74.44	13:09:06.668
5 -	59.312	2.540	73.31	13:10:05.980
6 -	57.686	0.914	75.38	13:11:03.666
7 -	57.285	0.513	75.91	13:12:00.951
8 -	57.092 (3)	0.320	76.16	13:12:58.043
9 -	57.115	0.343	76.13	13:13:55.158
10 -	57.206	0.434	76.01	13:14:52.364
11 -	1:00.297	3.525	72.11	13:15:52.661
12 -	1:07.853	11.081	64.08	13:17:00.514
13 -	1:39.539	42.767	43.68	13:18:40.053
14 -	57.994	1.222	74.98	13:19:38.047
15 -	56.772 (1)		76.59	13:20:34.819
16 -	56.948 (2)	0.176	76.36	13:21:31.767
17 -	57.212	0.440	76.00	13:22:28.979
18 -	57.096	0.324	76.16	13:23:26.075
19 -	57.126	0.354	76.12	13:24:23.201
20 -	57.372	0.600	75.79	13:25:20.573
21 -	57.692	0.920	75.37	13:26:18.265

P6 80 Tylor BALLARD				
LAP	LAP TIME	DIFF	MPH	TIME OF DAY
1 -	1:08.100	10.817	63.85	13:06:11.938
2 -	58.917	1.634	73.80	13:07:10.855

Weather / Track : Bright / Dry

Brands Hatch Indy
Circuit Length = 1.2079 miles
Start: 13:05 Flag 13:25 End: 13:27

MGCC The Boretch Engineering MG Trophy

RACE 2 - LAP ANALYSIS

DIFF = Difference To Personal Best Lap

3 -	57.919	0.636	75.08	13:08:08.774
4 -	58.230	0.947	74.67	13:09:07.004
5 -	59.262	1.979	73.37	13:10:06.266
6 -	57.782	0.499	75.25	13:11:04.048
7 -	57.720	0.437	75.33	13:12:01.768
8 -	57.622	0.339	75.46	13:12:59.390
9 -	58.096	0.813	74.85	13:13:57.486
10 -	57.447	0.164	75.69	13:14:54.933
11 -	1:02.076	4.793	70.05	13:15:57.009
12 -	1:04.993	7.710	66.90	13:17:02.002
13 -	1:38.546	41.263	44.12	13:18:40.548
14 -	58.606	1.323	74.20	13:19:39.154
15 -	57.462	0.179	75.67	13:20:36.616
16 -	57.326 (2)	0.043	75.85	13:21:33.942
17 -	57.603	0.320	75.49	13:22:31.545
18 -	58.024	0.741	74.94	13:23:29.569
19 -	57.326 (2)	0.043	75.85	13:24:26.895
20 -	57.331	0.048	75.85	13:25:24.226
21 -	57.283 (1)		75.91	13:26:21.509

P7 36 Joshua BACON

LAP	LAP TIME	DIFF	MPH	TIME OF DAY
1 -	1:09.837	12.963	62.26	13:06:13.675
2 -	58.906	2.032	73.82	13:07:12.581
3 -	57.978	1.104	75.00	13:08:10.559
4 -	58.021	1.147	74.94	13:09:08.580
5 -	58.818	1.944	73.93	13:10:07.398
6 -	58.406	1.532	74.45	13:11:05.804
7 -	57.572	0.698	75.53	13:12:03.376
8 -	57.758	0.884	75.29	13:13:01.134
9 -	57.854	0.980	75.16	13:13:58.988
10 -	57.919	1.045	75.08	13:14:56.907
11 -	1:03.813	6.939	68.14	13:16:00.720
12 -	1:03.346	6.472	68.64	13:17:04.066
13 -	1:37.797	40.923	44.46	13:18:41.863
14 -	58.719	1.845	74.05	13:19:40.582
15 -	57.248	0.374	75.96	13:20:37.830
16 -	57.879	1.005	75.13	13:21:35.709
17 -	57.583	0.709	75.51	13:22:33.292
18 -	57.147 (2)	0.273	76.09	13:23:30.439
19 -	56.874 (1)		76.46	13:24:27.313
20 -	57.204 (3)	0.330	76.01	13:25:24.517
21 -	57.267	0.393	75.93	13:26:21.784

P8 79 Adam JACKSON

LAP	LAP TIME	DIFF	MPH	TIME OF DAY
1 -	1:06.467	10.291	65.42	13:06:10.305
2 -	56.773	0.597	76.59	13:07:07.078
3 -	56.176 (1)		77.41	13:08:03.254
4 -	56.651	0.475	76.76	13:08:59.905
5 -	57.017	0.841	76.26	13:09:56.922
6 -	56.501	0.325	76.96	13:10:53.423
7 -	56.786	0.610	76.57	13:11:50.209
8 -	56.651	0.475	76.76	13:12:46.860
9 -	56.443	0.267	77.04	13:13:43.303
10 -	1:35.093	38.917	45.73	13:15:18.396
11 -	1:01.933	5.757	70.21	13:16:20.329
12 -	1:00.056	3.880	72.40	13:17:20.385
13 -	1:25.139	28.963	51.07	13:18:45.524
14 -	59.209	3.033	73.44	13:19:44.733
15 -	56.829	0.653	76.52	13:20:41.562
16 -	56.538	0.362	76.91	13:21:38.100
17 -	56.327 (2)	0.151	77.20	13:22:34.427

DIFF = Difference To Personal Best Lap

18 -	57.092	0.916	76.16	13:23:31.519
19 -	56.704	0.528	76.68	13:24:28.223
20 -	57.736	1.560	75.31	13:25:25.959
21 -	56.411 (3)	0.235	77.08	13:26:22.370

P9 93 Joseph DALGARNO

LAP	LAP TIME	DIFF	MPH	TIME OF DAY
1 -	1:08.688	11.740	63.30	13:06:12.526
2 -	58.682	1.734	74.10	13:07:11.208
3 -	57.919	0.971	75.08	13:08:09.127
4 -	58.177	1.229	74.74	13:09:07.304
5 -	59.159	2.211	73.50	13:10:06.463
6 -	58.687	1.739	74.09	13:11:05.150
7 -	57.769	0.821	75.27	13:12:02.919
8 -	57.593	0.645	75.50	13:13:00.512
9 -	57.664	0.716	75.41	13:13:58.176
10 -	57.400	0.452	75.75	13:14:55.576
11 -	1:04.528	7.580	67.39	13:16:00.104
12 -	1:02.665	5.717	69.39	13:17:02.769
13 -	1:38.293	41.345	44.24	13:18:41.062
14 -	59.235	2.287	73.41	13:19:40.297
15 -	57.397	0.449	75.76	13:20:37.694
16 -	58.198	1.250	74.72	13:21:35.892
17 -	57.858	0.910	75.15	13:22:33.750
18 -	57.107 (2)	0.159	76.14	13:23:30.857
19 -	56.948 (1)		76.36	13:24:27.805
20 -	57.369	0.421	75.80	13:25:25.174
21 -	57.337 (3)	0.389	75.84	13:26:22.511

P10 97 Josh BROMLEY

LAP	LAP TIME	DIFF	MPH	TIME OF DAY
1 -	1:09.599	12.058	62.48	13:06:13.437
2 -	59.457	1.916	73.13	13:07:12.894
3 -	59.206	1.665	73.44	13:08:12.100
4 -	58.791	1.250	73.96	13:09:10.891
5 -	58.530	0.989	74.29	13:10:09.421
6 -	58.490	0.949	74.34	13:11:07.911
7 -	58.006	0.465	74.96	13:12:05.917
8 -	58.162	0.621	74.76	13:13:04.079
9 -	58.962	1.421	73.75	13:14:03.041
10 -	58.715	1.174	74.06	13:15:01.756
11 -	1:00.713	3.172	71.62	13:16:02.469
12 -	1:02.996	5.455	69.02	13:17:05.465
13 -	1:37.536	39.995	44.58	13:18:43.001
14 -	59.956	2.415	72.52	13:19:42.957
15 -	57.606 (3)	0.065	75.48	13:20:40.563
16 -	57.684	0.143	75.38	13:21:38.247
17 -	57.780	0.239	75.26	13:22:36.027
18 -	57.702	0.161	75.36	13:23:33.729
19 -	57.541 (1)		75.57	13:24:31.270
20 -	58.758	1.217	74.00	13:25:30.028
21 -	57.562 (2)	0.021	75.54	13:26:27.590

P11 50 John BOUTH

LAP	LAP TIME	DIFF	MPH	TIME OF DAY
1 -	1:09.994	12.880	62.12	13:06:13.832
2 -	1:06.531	9.417	65.36	13:07:20.363
3 -	59.143	2.029	73.52	13:08:19.506
4 -	58.064	0.950	74.89	13:09:17.570
5 -	57.458	0.344	75.68	13:10:15.028
6 -	57.666	0.552	75.41	13:11:12.694
7 -	57.875	0.761	75.13	13:12:10.569

Weather / Track : Bright / Dry

Brands Hatch Indy

Circuit Length = 1.2079 miles

Start: 13:05 Flag 13:25 End: 13:27

MGCC The Boretech Engineering MG Trophy

RACE 2 - LAP ANALYSIS

DIFF = Difference To Personal Best Lap

8 -	57.114 (1)		76.13	13:13:07.683
9 -	57.431	0.317	75.71	13:14:05.114
10 -	58.388	1.274	74.47	13:15:03.502
11 -	1:05.770	8.656	66.11	13:16:09.272
12 -	1:05.899	8.785	65.98	13:17:15.171
13 -	1:30.203	33.089	48.20	13:18:45.374
14 -	1:00.000	2.886	72.47	13:19:45.374
15 -	57.860	0.746	75.15	13:20:43.234
16 -	57.342 (3)	0.228	75.83	13:21:40.576
17 -	57.285 (2)	0.171	75.91	13:22:37.861
18 -	57.820	0.706	75.20	13:23:35.681
19 -	57.786	0.672	75.25	13:24:33.467
20 -	57.915	0.801	75.08	13:25:31.382
21 -	57.416	0.302	75.73	13:26:28.798

P12 1 Graham ROSS				
LAP	LAP TIME	DIFF	MPH	TIME OF DAY

1 -	1:06.458	9.329	65.43	13:06:10.296
2 -	58.533	1.404	74.29	13:07:08.829
3 -	58.213	1.084	74.70	13:08:07.042
4 -	57.624	0.495	75.46	13:09:04.666
5 -	57.427	0.298	75.72	13:10:02.093
6 -	57.533	0.404	75.58	13:10:59.626
7 -	57.176 (2)	0.047	76.05	13:11:56.802
8 -	57.129 (1)		76.11	13:12:53.931
9 -	57.202	0.073	76.02	13:13:51.133
10 -	57.672	0.543	75.40	13:14:48.805
11 -	1:00.074	2.945	72.38	13:15:48.879
12 -	1:10.584	13.455	61.60	13:16:59.463
13 -	1:40.404	43.275	43.31	13:18:39.867
14 -	57.185 (3)	0.056	76.04	13:19:37.052
15 -	1:08.955	11.826	63.06	13:20:46.007
16 -	59.622	2.493	72.93	13:21:45.629
17 -	57.471	0.342	75.66	13:22:43.100
18 -	57.453	0.324	75.68	13:23:40.553
19 -	57.908	0.779	75.09	13:24:38.461
20 -	58.164	1.035	74.76	13:25:36.625
21 -	57.533	0.404	75.58	13:26:34.158

P13 77 Robin WALKER				
LAP	LAP TIME	DIFF	MPH	TIME OF DAY

1 -	1:10.321	13.575	61.83	13:06:14.159
2 -	59.157	2.411	73.50	13:07:13.316
3 -	57.910	1.164	75.09	13:08:11.226
4 -	57.567	0.821	75.53	13:09:08.793
5 -	57.910	1.164	75.09	13:10:06.703
6 -	57.925	1.179	75.07	13:11:04.628
7 -	57.476	0.730	75.65	13:12:02.104
8 -	1:02.170	5.424	69.94	13:13:04.274
9 -	58.111	1.365	74.83	13:14:02.385
10 -	57.789	1.043	75.24	13:15:00.174
11 -	1:00.990	4.244	71.30	13:16:01.164
12 -	1:03.657	6.911	68.31	13:17:04.821
13 -	1:37.792	41.046	44.46	13:18:42.613
14 -	58.791	2.045	73.96	13:19:41.404
15 -	57.310	0.564	75.87	13:20:38.714
16 -	57.525	0.779	75.59	13:21:36.239
17 -	57.804	1.058	75.23	13:22:34.043
18 -	57.212 (3)	0.466	76.00	13:23:31.255
19 -	56.746 (1)		76.63	13:24:28.001
20 -	1:09.848	13.102	62.25	13:25:37.849
21 -	56.819 (2)	0.073	76.53	13:26:34.668

DIFF = Difference To Personal Best Lap

P14 78 James MORETON				
LAP	LAP TIME	DIFF	MPH	TIME OF DAY

1 -	1:15.879	16.102	57.30	13:06:19.717
2 -	1:06.027	6.250	65.86	13:07:25.744
3 -	1:00.882	1.105	71.42	13:08:26.626
4 -	1:00.575	0.798	71.78	13:09:27.201
5 -	1:00.438	0.661	71.95	13:10:27.639
6 -	1:00.142	0.365	72.30	13:11:27.781
7 -	1:00.290	0.513	72.12	13:12:28.071
8 -	59.975	0.198	72.50	13:13:28.046
9 -	1:01.420	1.643	70.80	13:14:29.466
10 -	1:06.022	6.245	65.86	13:15:35.488
11 -	1:21.535	21.758	53.33	13:16:57.023
12 -	1:42.215	42.438	42.54	13:18:39.238
13 -	1:04.514	4.737	67.40	13:19:43.752
14 -	1:01.451	1.674	70.76	13:20:45.203
15 -	59.783 (2)	0.006	72.73	13:21:44.986
16 -	1:00.473	0.696	71.90	13:22:45.459
17 -	59.870	0.093	72.63	13:23:45.329
18 -	59.816 (3)	0.039	72.69	13:24:45.145
19 -	59.899	0.122	72.59	13:25:45.044
20 -	59.777 (1)		72.74	13:26:44.821

P15 35 Guy TOLLEY				
LAP	LAP TIME	DIFF	MPH	TIME OF DAY

1 -	1:14.030	13.545	58.74	13:06:17.868
2 -	1:01.576	1.091	70.62	13:07:19.444
3 -	1:01.892	1.407	70.26	13:08:21.336
4 -	1:01.237	0.752	71.01	13:09:22.573
5 -	1:00.930	0.445	71.37	13:10:23.503
6 -	1:00.750	0.265	71.58	13:11:24.253
7 -	1:00.514 (2)	0.029	71.86	13:12:24.767
8 -	1:00.546 (3)	0.061	71.82	13:13:25.313
9 -	1:11.813	11.328	60.55	13:14:37.126
10 -	1:04.675	4.190	67.23	13:15:41.801
11 -	1:17.180	16.695	56.34	13:16:58.981
12 -	1:40.670	40.185	43.19	13:18:39.651
13 -	1:06.050	5.565	65.83	13:19:45.701
14 -	1:00.485 (1)		71.89	13:20:46.186
15 -	1:01.215	0.730	71.03	13:21:47.401
16 -	1:00.748	0.263	71.58	13:22:48.149
17 -	1:00.859	0.374	71.45	13:23:49.008
18 -	1:00.602	0.117	71.75	13:24:49.610
19 -	1:00.783	0.298	71.54	13:25:50.393
20 -	1:00.880	0.395	71.42	13:26:51.273

P16 76 John DONNELLY				
LAP	LAP TIME	DIFF	MPH	TIME OF DAY

1 -	1:13.614	13.643	59.07	13:06:17.452
2 -	1:01.682	1.711	70.50	13:07:19.134
3 -	1:01.782	1.811	70.38	13:08:20.916
4 -	1:01.350	1.379	70.88	13:09:22.266
5 -	1:00.866	0.895	71.44	13:10:23.132
6 -	1:00.624	0.653	71.73	13:11:23.756
7 -	1:00.353	0.382	72.05	13:12:24.109
8 -	1:00.657	0.686	71.69	13:13:24.766
9 -	1:00.346 (3)	0.375	72.06	13:14:25.112
10 -	1:06.295	6.324	65.59	13:15:31.407
11 -	1:24.876	24.905	51.23	13:16:56.283
12 -	1:41.195	41.224	42.97	13:18:37.478
13 -	1:08.033	8.062	63.91	13:19:45.511
14 -	1:03.141	3.170	68.87	13:20:48.652

Brands Hatch Indy

Circuit Length = 1.2079 miles

Start: 13:05 Flag 13:25 End: 13:27

Weather / Track : Bright / Dry

MGCC The Boretech Engineering MG Trophy

RACE 2 - LAP ANALYSIS

DIFF = Difference To Personal Best Lap

15 -	1:02.364	2.393	69.72	13:21:51.016
16 -	1:01.020	1.049	71.26	13:22:52.036
17 -	1:01.068	1.097	71.20	13:23:53.104
18 -	1:00.582	0.611	71.78	13:24:53.686
19 -	1:00.289 (2)	0.318	72.12	13:25:53.975
20 -	59.971 (1)		72.51	13:26:53.946

P17 60 Andy HEITMAN				
LAP	LAP TIME	DIFF	MPH	TIME OF DAY

1 -	1:15.260	12.075	57.78	13:06:19.098
2 -	1:12.871	9.686	59.67	13:07:31.969
3 -	1:04.494	1.309	67.42	13:08:36.463
4 -	1:05.087	1.902	66.81	13:09:41.550
5 -	1:04.430	1.245	67.49	13:10:45.980
6 -	1:05.397	2.212	66.49	13:11:51.377
7 -	1:03.185 (1)		68.82	13:12:54.562
8 -	1:04.117	0.932	67.82	13:13:58.679
9 -	1:04.106	0.921	67.83	13:15:02.785
10 -	1:06.177	2.992	65.71	13:16:08.962
11 -	1:05.282	2.097	66.61	13:17:14.244
12 -	1:30.999	27.814	47.78	13:18:45.243
13 -	1:03.785	0.600	68.17	13:19:49.028
14 -	1:03.428 (3)	0.243	68.55	13:20:52.456
15 -	1:04.072	0.887	67.87	13:21:56.528
16 -	1:03.852	0.667	68.10	13:23:00.380
17 -	1:03.827	0.642	68.13	13:24:04.207
18 -	1:03.349 (2)	0.164	68.64	13:25:07.556
19 -	1:03.636	0.451	68.33	13:26:11.192

P18 33 Patrick BOOTH				
LAP	LAP TIME	DIFF	MPH	TIME OF DAY

1 -	1:04.725	8.791	67.18	13:06:08.563
2 -	56.979	1.045	76.31	13:07:05.542
3 -	56.674	0.740	76.73	13:08:02.216
4 -	56.980	1.046	76.31	13:08:59.196
5 -	57.574	1.640	75.53	13:09:56.770
6 -	55.934 (1)		77.74	13:10:52.704
7 -	57.305	1.371	75.88	13:11:50.009
8 -	56.515 (2)	0.581	76.94	13:12:46.524
9 -	56.516 (3)	0.582	76.94	13:13:43.040

P19 8 Jack CHAPMAN				
LAP	LAP TIME	DIFF	MPH	TIME OF DAY

1 -	1:12.551	12.266	59.93	13:06:16.389
2 -	1:00.497 (2)	0.212	71.88	13:07:16.886
3 -	1:00.285 (1)		72.13	13:08:17.171
4 -	1:00.592 (3)	0.307	71.76	13:09:17.763
5 -	1:00.728	0.443	71.60	13:10:18.491
6 -	1:00.748	0.463	71.58	13:11:19.239

Weather / Track : Bright / Dry

Results can be found at www.tsl-timing.com

Page 4 of 4

Brands Hatch Indy
 Circuit Length = 1.2079 miles
 Start: 13:05 Flag 13:25 End: 13:27

Printed - 13:28 Saturday, 24 April 2021

MGCC The Boretech Engineering MG Trophy

RACE 2 - STATISTICS

Competitors Started 19
Planned Start 2021-04-24 @ 13:05:00.000
Actual Start 2021-04-24 @ 13:05:03.837
Finish Time 2021-04-24 @ 13:25:54.545
Track Length 1.2079mi.
Total Laps 367
Total Distance Covered 443.3160mi.

Session Fastest Lap History

NO	CL	NAME	LAP TIME	TIME OF DAY	LAP	VEHICLE
3	A	Sam KIRKPATRICK	1:04.242	13:06:08.103	1	MG ZR 190
3	A	Sam KIRKPATRICK	56.932	13:07:05.033	2	MG ZR 190
99	A	Doug COLE	56.883	13:07:06.330	2	MG ZR 190
79	A	Adam JACKSON	56.773	13:07:07.089	2	MG ZR 190
3	A	Sam KIRKPATRICK	55.685	13:08:00.720	3	MG ZR 190
3	A	Sam KIRKPATRICK	55.449	13:08:56.168	4	MG ZR 190
16	A	Fred BURGESS	55.055	13:08:56.929	4	MG ZR 190
3	A	Sam KIRKPATRICK	55.043	13:09:51.211	5	MG ZR 190
16	A	Fred BURGESS	54.935	13:09:51.863	5	MG ZR 190
3	A	Sam KIRKPATRICK	54.884	13:13:31.826	9	MG ZR 190
3	A	Sam KIRKPATRICK	54.696	13:20:26.239	15	MG ZR 190
3	A	Sam KIRKPATRICK	54.692	13:21:20.931	16	MG ZR 190
3	A	Sam KIRKPATRICK	54.654	13:22:15.585	17	MG ZR 190
16	A	Fred BURGESS	54.493	13:24:05.315	19	MG ZR 190

Session Leader History

NO	CL	NAME	FROM LAP	LAPS LED	DISTANCE	VEHICLE
3	A	Sam KIRKPATRICK	1	21	25.36 miles	MG ZR 190

Flag History

TYPE	TIME OF DAY
GREEN	13:05:03.837
SAFETY	13:14:55.575
GREEN	13:18:34.943
FINISH	13:25:54.545

Flag Statistics

TYPE	COUNT	TOTAL LAPS	TOTAL TIME
Green	2	19	18:31.386
Red	0	0	0.000
Safety Car	1	2	3:39.368
FCY	0	0	0.000

Weather / Track : Bright / Dry

Brands Hatch Indy
Circuit Length = 1.2079 miles
Start: 13:05 Flag 13:25 End: 13:27

MGCC The Boretech Engineering MG Trophy

RACE 2 - STATISTICS

CLASS : A

7 Starters

Fastest Lap History

NO	NAME	LAP TIME	TIME OF DAY	LAP	VEHICLE
3	Sam KIRKPATRICK	1:04.242	13:06:08.103	1	MG ZR 190
3	Sam KIRKPATRICK	56.932	13:07:05.033	2	MG ZR 190
99	Doug COLE	56.883	13:07:06.330	2	MG ZR 190
79	Adam JACKSON	56.773	13:07:07.089	2	MG ZR 190
3	Sam KIRKPATRICK	55.685	13:08:00.720	3	MG ZR 190
3	Sam KIRKPATRICK	55.449	13:08:56.168	4	MG ZR 190
16	Fred BURGESS	55.055	13:08:56.929	4	MG ZR 190
3	Sam KIRKPATRICK	55.043	13:09:51.211	5	MG ZR 190
16	Fred BURGESS	54.935	13:09:51.863	5	MG ZR 190
3	Sam KIRKPATRICK	54.884	13:13:31.826	9	MG ZR 190
3	Sam KIRKPATRICK	54.696	13:20:26.239	15	MG ZR 190
3	Sam KIRKPATRICK	54.692	13:21:20.931	16	MG ZR 190
3	Sam KIRKPATRICK	54.654	13:22:15.585	17	MG ZR 190
16	Fred BURGESS	54.493	13:24:05.315	19	MG ZR 190

Leader History

NO	NAME	FROM LAP	LAPS LED	DISTANCE	VEHICLE
3	Sam KIRKPATRICK	1	21	25.36 miles	MG ZR 190

Weather / Track : Bright / Dry

Results can be found at www.tsl-timing.com

Page 2 of 4

Brands Hatch Indy
Circuit Length = 1.2079 miles
Start: 13:05 Flag 13:25 End: 13:27

Printed - 13:28 Saturday, 24 April 2021

MGCC The Boretech Engineering MG Trophy

RACE 2 - STATISTICS

CLASS : B

8 Starters

Fastest Lap History

NO	NAME	LAP TIME	TIME OF DAY	LAP	VEHICLE
31	Fergus CAMPBELL	1:07.286	13:06:11.135	1	MG ZR 170
31	Fergus CAMPBELL	58.255	13:07:09.390	2	MG ZR 170
80	Tylor BALLARD	57.919	13:08:08.790	3	MG ZR 170
50	John BOOTH	57.458	13:10:15.040	5	MG ZR 170
31	Fergus CAMPBELL	57.285	13:12:00.962	7	MG ZR 170
31	Fergus CAMPBELL	57.092	13:12:58.054	8	MG ZR 170
14	James DENNISON	56.885	13:14:52.601	10	MG ZR 170
31	Fergus CAMPBELL	56.772	13:20:34.831	15	MG ZR 170
14	James DENNISON	56.603	13:21:32.592	16	MG ZR 170

Leader History

NO	NAME	FROM LAP	LAPS LED	DISTANCE	VEHICLE
31	Fergus CAMPBELL	1	2	2.41 miles	MG ZR 170
14	James DENNISON	3	1	1.20 miles	MG ZR 170
31	Fergus CAMPBELL	4	17	20.53 miles	MG ZR 170
14	James DENNISON	21	1	1.20 miles	MG ZR 170

Weather / Track : Bright / Dry

Brands Hatch Indy
Circuit Length = 1.2079 miles
Start: 13:05 Flag 13:25 End: 13:27

MGCC The Boretech Engineering MG Trophy

RACE 2 - STATISTICS

CLASS : C

4 Starters

Fastest Lap History

NO	NAME	LAP TIME	TIME OF DAY	LAP	VEHICLE
76	John DONNELLY	1:13.614	13:06:17.467	1	MG ZR 160
76	John DONNELLY	1:01.682	13:07:19.148	2	MG ZR 160
35	Guy TOLLEY	1:01.576	13:07:19.486	2	MG ZR 160
78	James MORETON	1:00.882	13:08:26.638	3	MG ZR 160
78	James MORETON	1:00.575	13:09:27.213	4	MG ZR 160
78	James MORETON	1:00.438	13:10:27.651	5	MG ZR 160
78	James MORETON	1:00.142	13:11:27.794	6	MG ZR 160
78	James MORETON	59.975	13:13:28.058	8	MG ZR 160
78	James MORETON	59.783	13:21:44.998	15	MG ZR 160
78	James MORETON	59.777	13:26:44.834	20	MG ZR 160

Leader History

NO	NAME	FROM LAP	LAPS LED	DISTANCE	VEHICLE
76	John DONNELLY	1	12	14.49 miles	MG ZR 160
78	James MORETON	13	8	9.66 miles	MG ZR 160

Weather / Track : Bright / Dry

Results can be found at www.tsl-timing.com

Page 4 of 4

Brands Hatch Indy
Circuit Length = 1.2079 miles
Start: 13:05 Flag 13:25 End: 13:27

Printed - 13:28 Saturday, 24 April 2021

MGCC The Boretch Engineering MG Trophy

RACE 7 - CLASSIFICATION

POS	NO	CL	PIC NAME	ENTRY	LAPS	TIME	GAP	DIFF	MPH	BEST	ON
1	3	A	1 Sam KIRKPATRICK	MG ZR 190	21	19:31.551			77.94	55.104	19
2	16	A	2 Fred BURGESS	MG ZR 190	21	19:36.745	5.194	5.194	77.60	55.095	18
3	79	A	3 Adam JACKSON	MG ZR 190	21	19:44.966	13.415	8.221	77.06	55.323	21
4	1	A	4 Graham ROSS	MG ZR 190	21	20:00.939	29.388	15.973	76.04	55.891	5
5	14	B	1 James DENNISON	MG ZR 170	21	20:07.368	35.817	6.429	75.63	56.570	7
6	31	B	2 Fergus CAMPBELL	MG ZR 170	21	20:16.665	45.114	9.297	75.05	57.063	8
7	93	B	3 Joseph DALGARNO	MG ZR 170	21	20:24.335	52.784	7.670	74.58	57.196	9
8	36	B	4 Joshua BACON	MG ZR 170	21	20:24.579	53.028	0.244	74.57	56.915	8
9	97	B	5 Josh BROMLEY	MG ZR 170	21	20:25.080	53.529	0.501	74.54	57.050	16
10	77	A	5 Robin WALKER	MG ZR 190	21	20:27.080	55.529	2.000	74.42	56.773	14
11	99	A	6 Doug COLE	MG ZR 190	20	19:30.762	1 Lap	1 Lap	74.28	56.270	17
12	50	B	6 John BOOTH	MG ZR 170	20	19:34.731	1 Lap	3.969	74.03	57.630	13
13	80	B	7 Tylor BALLARD	MG ZR 170	20	20:18.875	1 Lap	44.144	71.35	57.278	6
14	78	C	1 James MORETON	MG ZR 160	20	20:23.390	1 Lap	4.515	71.09	59.377	18
15	35	C	2 Guy TOLLEY	MG ZR 160	20	20:29.171	1 Lap	5.781	70.75	1:00.460	8
16	76	C	3 John DONNELLY	MG ZR 160	19	19:41.102	2 Laps	1 Lap	69.95	1:00.527	10
17	60	C	4 Andy HEITMAN	MG ZR 160	19	20:27.866	2 Laps	46.764	67.29	1:03.301	15

FASTEST LAP

16	A	Fred BURGESS	MG ZR 190	18	55.095	78.92 mph	127.02 kph
14	B	James DENNISON	MG ZR 170	7	56.570	76.87 mph	123.71 kph
78	C	James MORETON	MG ZR 160	18	59.377	73.23 mph	117.86 kph

Weather / Track : Sunny / Dry

These results are provisional until the conclusion of any judicial and technical matters.

Brands Hatch Indy: 1.2079 miles
 Race Distance: 21 Laps / 25.36 miles
 Start: 16:29 Flag 16:48 End: 16:49

Clerk Of Course :	Stewards :	Timekeeper : Peter Knight
-------------------	------------	---------------------------

MGCC The Boretech Engineering MG Trophy

RACE 7 - LAP CHART

LAP 1 @ 16:30:06.175			LAP 2 @ 16:31:02.044			LAP 3 @ 16:31:57.514			LAP 4 @ 16:32:53.273			LAP 5 @ 16:33:48.581		
NO	BEHIND	LAP TIME	NO	BEHIND	LAP TIME	NO	BEHIND	LAP TIME	NO	BEHIND	LAP TIME	NO	BEHIND	LAP TIME
3		1:03.575	3		55.869	3		55.470	3		55.759	3		55.308
16	0.572	1:04.147	16	0.850	56.147	16	1.856	56.476	16	2.082	55.985	16	2.347	55.573
99	1.181	1:04.756	99	2.212	56.900	1	4.854	57.682	1	5.084	55.989	1	5.667	55.891
14	1.467	1:05.042	1	2.642	56.846	79	5.023	56.055	79	5.319	56.055	79	5.868	55.857
1	1.665	1:05.240	14	3.773	58.175	14	6.627	58.324	14	8.005	57.137	14	9.857	57.160
31	1.798	1:05.373	31	4.194	58.265	31	6.827	58.103	31	8.582	57.514	31	10.644	57.370
93	2.297	1:05.872	79	4.438	56.791	93	7.965	58.119	93	11.103	58.897	80	14.497	58.552
80	2.932	1:06.507	93	5.316	58.888	80	8.104	57.688	80	11.253	58.908	93	14.705	58.910
79	3.516	1:07.091	80	5.886	58.823	77	8.420	57.251	77	11.605	58.944	77	14.905	58.608
50	3.765	1:07.340	77	6.639	58.375	50	10.172	58.213	50	12.930	58.517	36	15.633	57.868
77	4.133	1:07.708	50	7.429	59.533	36	11.147	58.716	36	13.073	57.685	50	16.176	58.554
36	4.805	1:08.380	36	7.901	58.965	97	11.522	58.557	97	13.638	57.875	97	16.390	58.060
97	5.562	1:09.137	97	8.435	58.742	35	18.075	1:01.569	35	23.398	1:01.082	35	28.729	1:00.639
35	6.600	1:10.175	35	11.976	1:01.245	78	18.879	1:01.494	78	23.945	1:00.825	78	29.201	1:00.564
78	7.880	1:11.455	78	12.855	1:00.844	60	25.742	1:04.166	76	32.086	1:01.767	99	34.244	57.158
60	9.573	1:13.148	60	17.046	1:03.342	76	26.078	1:03.915	99	32.394	58.002	76	39.410	1:02.632
76	9.985	1:13.560	76	17.633	1:03.517	99	30.151	1:23.409	60	34.920	1:04.937	60	43.857	1:04.245

Weather / Track : Sunny / Dry

MGCC The Boretch Engineering MG Trophy

RACE 7 - LAP CHART

LAP 6 @ 16:34:43.821			LAP 7 @ 16:35:39.051			LAP 8 @ 16:36:34.283			LAP 9 @ 16:37:29.519			LAP 10 @ 16:38:25.043		
NO	BEHIND	LAP TIME	NO	BEHIND	LAP TIME	NO	BEHIND	LAP TIME	NO	BEHIND	LAP TIME	NO	BEHIND	LAP TIME
3		55.240	3		55.230	3		55.232	3		55.236	3		55.524
16	2.923	55.816	16	3.503	55.810	16	4.885	56.614	76	1 Lap	1:00.680	16	5.228	55.330
79	7.622	56.994	79	8.111	55.719	60	1 Lap	1:04.638	16	5.422	55.773	76	1 Lap	1:00.551
1	10.381	59.954	1	11.435	56.284	79	8.554	55.675	79	9.300	55.982	79	9.748	55.972
14	11.642	57.025	14	12.982	56.570	1	12.095	55.892	1	14.530	57.671	1	15.916	56.910
31	12.532	57.128	31	14.605	57.303	14	14.578	56.828	60	1 Lap	1:03.828	14	18.258	57.449
80	16.535	57.278	80	18.620	57.315	31	16.436	57.063	14	16.333	56.991	31	20.370	57.343
93	17.086	57.621	93	19.083	57.227	80	20.668	57.280	31	18.551	57.351	60	1 Lap	1:04.156
36	17.939	57.546	36	20.077	57.368	93	21.057	57.206	80	22.732	57.300	93	25.337	57.844
77	18.321	58.656	77	21.500	58.409	36	21.760	56.915	93	23.017	57.196	36	25.590	57.197
50	18.630	57.694	50	22.462	59.062	77	23.795	57.527	36	23.917	57.393	77	27.864	57.434
97	20.007	58.857	97	22.638	57.861	50	25.418	58.188	77	25.954	57.395	97	30.613	57.722
35	34.380	1:00.891	99	38.264	57.432	97	25.564	58.158	50	28.395	58.213	50	31.550	58.679
78	34.914	1:00.953	35	40.293	1:01.143	99	39.733	56.701	97	28.415	58.087	80	40.282	1:13.074
99	36.062	57.058	78	40.654	1:00.970	35	45.521	1:00.460	99	40.996	56.499	99	42.277	56.805
76	45.044	1:00.874	76	50.471	1:00.657	78	45.745	1:00.323	35	50.773	1:00.488			
60	52.409	1:03.792							78	50.986	1:00.477			

Weather / Track : Sunny / Dry

MGCC The Boretech Engineering MG Trophy

RACE 7 - LAP CHART

LAP 11 @ 16:39:20.476			LAP 12 @ 16:40:15.762			LAP 13 @ 16:41:11.211			LAP 14 @ 16:42:06.573			LAP 15 @ 16:43:02.185		
NO	BEHIND	LAP TIME	NO	BEHIND	LAP TIME	NO	BEHIND	LAP TIME	NO	BEHIND	LAP TIME	NO	BEHIND	LAP TIME
3		55.433	3		55.286	3		55.449	3		55.362	3		55.612
35	1 Lap	1:00.530	16	5.543	55.545	16	5.769	55.675	80	1 Lap	58.696	60	2 Laps	1:04.344
78	1 Lap	1:00.965	35	1 Lap	1:00.543	35	1 Lap	1:00.828	16	6.257	55.850	16	5.835	55.190
16	5.284	55.489	78	1 Lap	1:00.105	79	11.240	55.869	79	11.239	55.361	80	1 Lap	58.707
79	10.258	55.943	79	10.820	55.848	78	1 Lap	1:01.063	35	1 Lap	1:01.168	79	11.411	55.784
76	1 Lap	1:00.527	76	1 Lap	1:01.034	1	18.927	56.628	78	1 Lap	1:00.960	1	21.252	56.937
1	16.728	56.245	1	17.748	56.306	76	1 Lap	1:01.300	1	19.927	56.362	35	1 Lap	1:00.470
14	19.589	56.764	14	21.149	56.846	14	22.547	56.847	14	24.064	56.879	78	1 Lap	1:01.047
31	22.208	57.271	31	24.364	57.442	31	26.199	57.284	31	28.435	57.598	14	25.175	56.723
93	27.793	57.889	93	30.416	57.909	93	32.802	57.835	76	1 Lap	1:01.564	31	30.397	57.574
36	27.997	57.840	36	30.595	57.884	36	32.968	57.822	93	35.558	58.118	76	1 Lap	1:00.689
77	30.475	58.044	77	33.183	57.994	77	34.749	57.015	36	35.747	58.141	93	37.626	57.680
97	33.025	57.845	97	35.079	57.340	97	36.889	57.259	77	36.160	56.773	36	37.847	57.712
60	1 Lap	1:04.951	50	37.715	58.734	50	39.896	57.630	97	38.745	57.218	77	37.978	57.430
50	34.267	58.150	60	1 Lap	1:03.519	99	47.309	57.350	50	42.276	57.742	97	40.186	57.053
99	43.865	57.021	99	45.408	56.829	60	1 Lap	1:03.540	99	48.403	56.456	50	44.752	58.088
80	47.538	1:02.689	80	55.063	1:02.811							99	49.177	56.386

Weather / Track : Sunny / Dry

MGCC The Boretch Engineering MG Trophy

RACE 7 - LAP CHART

LAP 16 @ 16:43:57.608			LAP 17 @ 16:44:53.081			LAP 18 @ 16:45:48.257			LAP 19 @ 16:46:43.361			LAP 20 @ 16:47:39.032		
NO	BEHIND	LAP TIME	NO	BEHIND	LAP TIME	NO	BEHIND	LAP TIME	NO	BEHIND	LAP TIME	NO	BEHIND	LAP TIME
3		55.423	3		55.473	3		55.176	3		55.104	3		55.671
16	5.873	55.461	16	5.598	55.198	16	5.517	55.095	16	5.591	55.178	50	1 Lap	58.848
80	1 Lap	58.238	79	11.927	55.762	79	12.181	55.430	79	12.851	55.774	76	2 Laps	1:02.322
79	11.638	55.650	80	1 Lap	1:01.005	80	1 Lap	1:01.343	1	26.834	56.472	16	5.149	55.229
60	2 Laps	1:05.266	60	2 Laps	1:03.301	1	25.466	57.005	80	1 Lap	1:06.066	79	13.211	56.031
1	22.387	56.558	1	23.637	56.723	60	2 Laps	1:04.134	14	32.305	56.979	1	27.741	56.578
14	27.106	57.354	14	28.680	57.047	14	30.430	56.926	60	2 Laps	1:04.229	14	33.764	57.130
35	1 Lap	1:01.101	35	1 Lap	1:00.827	31	37.844	58.199	31	40.266	57.526	80	1 Lap	1:02.721
78	1 Lap	1:00.740	78	1 Lap	1:00.546	78	1 Lap	1:00.793	78	1 Lap	59.377	31	42.618	58.023
31	32.643	57.669	31	34.821	57.651	35	1 Lap	1:02.472	35	1 Lap	1:00.596	60	2 Laps	1:03.779
76	1 Lap	1:00.823	93	42.457	58.353	93	45.032	57.751	36	47.821	57.765	78	1 Lap	1:00.017
77	39.547	56.992	36	42.649	58.012	36	45.160	57.687	93	47.858	57.930	93	50.290	58.103
93	39.577	57.374	77	43.124	59.050	77	45.538	57.590	77	48.175	57.741	36	50.627	58.477
36	40.110	57.686	97	43.865	57.525	97	46.096	57.407	97	48.373	57.381	35	1 Lap	1:00.959
97	41.813	57.050	76	1 Lap	1:03.133	99	52.325	56.304	99	53.657	56.436	97	51.267	58.565
50	47.374	58.045	50	49.565	57.664	76	1 Lap	1:00.912				77	51.713	59.209
99	50.400	56.646	99	51.197	56.270	50	52.509	58.120				99	54.330	56.344

Weather / Track : Sunny / Dry

MGCC The Boretch Engineering MG Trophy

RACE 7 - LAP CHART

LAP 21 @ 16:48:34.151

NO	BEHIND	LAP TIME
3		55.119
50	1 Lap	57.717
16	5.194	55.164
76	2 Laps	1:00.645
79	13.415	55.323
1	29.388	56.766
14	35.817	57.172
31	45.114	57.615
80	1 Lap	1:03.874
78	1 Lap	59.872
93	52.784	57.613
36	53.028	57.520
97	53.529	57.381
77	55.529	58.935
60	2 Laps	1:04.551
35	1 Lap	1:01.985

Weather / Track : Sunny / Dry

Results can be found at www.tsl-timing.com

Page 5 of 5

Brands Hatch Indy
Circuit Length = 1.2079 miles
Start: 16:29 Flag 16:48 End: 16:49

Printed - 16:51 Saturday, 24 April 2021

MGCC The Boretch Engineering MG Trophy

RACE 7 - LAP ANALYSIS

DIFF = Difference To Personal Best Lap

P1 3 Sam KIRKPATRICK				
LAP	LAP TIME	DIFF	MPH	TIME OF DAY
1 -	1:03.575	8.471	68.40	16:30:06.175
2 -	55.869	0.765	77.83	16:31:02.044
3 -	55.470	0.366	78.39	16:31:57.514
4 -	55.759	0.655	77.98	16:32:53.273
5 -	55.308	0.204	78.62	16:33:48.581
6 -	55.240	0.136	78.72	16:34:43.821
7 -	55.230	0.126	78.73	16:35:39.051
8 -	55.232	0.128	78.73	16:36:34.283
9 -	55.236	0.132	78.72	16:37:29.519
10 -	55.524	0.420	78.31	16:38:25.043
11 -	55.433	0.329	78.44	16:39:20.476
12 -	55.286	0.182	78.65	16:40:15.762
13 -	55.449	0.345	78.42	16:41:11.211
14 -	55.362	0.258	78.54	16:42:06.573
15 -	55.612	0.508	78.19	16:43:02.185
16 -	55.423	0.319	78.46	16:43:57.608
17 -	55.473	0.369	78.39	16:44:53.081
18 -	55.176 (3)	0.072	78.81	16:45:48.257
19 -	55.104 (1)		78.91	16:46:43.361
20 -	55.671	0.567	78.11	16:47:39.032
21 -	55.119 (2)	0.015	78.89	16:48:34.151

P2 16 Fred BURGESS				
LAP	LAP TIME	DIFF	MPH	TIME OF DAY
1 -	1:04.147	9.052	67.79	16:30:06.747
2 -	56.147	1.052	77.45	16:31:02.894
3 -	56.476	1.381	76.99	16:31:59.370
4 -	55.985	0.890	77.67	16:32:55.355
5 -	55.573	0.478	78.25	16:33:50.928
6 -	55.816	0.721	77.90	16:34:46.744
7 -	55.810	0.715	77.91	16:35:42.554
8 -	56.614	1.519	76.81	16:36:39.168
9 -	55.773	0.678	77.96	16:37:34.941
10 -	55.330	0.235	78.59	16:38:30.271
11 -	55.489	0.394	78.36	16:39:25.760
12 -	55.545	0.450	78.28	16:40:21.305
13 -	55.675	0.580	78.10	16:41:16.980
14 -	55.850	0.755	77.86	16:42:12.830
15 -	55.190	0.095	78.79	16:43:08.020
16 -	55.461	0.366	78.40	16:44:03.481
17 -	55.198	0.103	78.78	16:44:58.679
18 -	55.095 (1)		78.92	16:45:53.774
19 -	55.178 (3)	0.083	78.81	16:46:48.952
20 -	55.229	0.134	78.73	16:47:44.181
21 -	55.164 (2)	0.069	78.83	16:48:39.345

P3 79 Adam JACKSON				
LAP	LAP TIME	DIFF	MPH	TIME OF DAY
1 -	1:07.091	11.768	64.81	16:30:09.691
2 -	56.791	1.468	76.57	16:31:06.482
3 -	56.055	0.732	77.57	16:32:02.537
4 -	56.055	0.732	77.57	16:32:58.592
5 -	55.857	0.534	77.85	16:33:54.449
6 -	56.994	1.671	76.29	16:34:51.443
7 -	55.719	0.396	78.04	16:35:47.162
8 -	55.675	0.352	78.10	16:36:42.837
9 -	55.982	0.659	77.67	16:37:38.819
10 -	55.972	0.649	77.69	16:38:34.791
11 -	55.943	0.620	77.73	16:39:30.734
12 -	55.848	0.525	77.86	16:40:26.582

DIFF = Difference To Personal Best Lap

13 -	55.869	0.546	77.83	16:41:22.451
14 -	55.361 (2)	0.038	78.54	16:42:17.812
15 -	55.784	0.461	77.95	16:43:13.596
16 -	55.650	0.327	78.14	16:44:09.246
17 -	55.762	0.439	77.98	16:45:05.008
18 -	55.430 (3)	0.107	78.45	16:46:00.438
19 -	55.774	0.451	77.96	16:46:56.212
20 -	56.031	0.708	77.61	16:47:52.243
21 -	55.323 (1)		78.60	16:48:47.566

P4 1 Graham ROSS				
LAP	LAP TIME	DIFF	MPH	TIME OF DAY
1 -	1:05.240	9.349	66.65	16:30:07.840
2 -	56.846	0.955	76.49	16:31:04.686
3 -	57.682	1.791	75.38	16:32:02.368
4 -	55.989 (3)	0.098	77.66	16:32:58.357
5 -	55.891 (1)		77.80	16:33:54.248
6 -	59.954	4.063	72.53	16:34:54.202
7 -	56.284	0.393	77.26	16:35:50.486
8 -	55.892 (2)	0.001	77.80	16:36:46.378
9 -	57.671	1.780	75.40	16:37:44.049
10 -	56.910	1.019	76.41	16:38:40.959
11 -	56.245	0.354	77.31	16:39:37.204
12 -	56.306	0.415	77.23	16:40:33.510
13 -	56.628	0.737	76.79	16:41:30.138
14 -	56.362	0.471	77.15	16:42:26.500
15 -	56.937	1.046	76.37	16:43:23.437
16 -	56.558	0.667	76.88	16:44:19.995
17 -	56.723	0.832	76.66	16:45:16.718
18 -	57.005	1.114	76.28	16:46:13.723
19 -	56.472	0.581	77.00	16:47:10.195
20 -	56.578	0.687	76.86	16:48:06.773
21 -	56.766	0.875	76.60	16:49:03.539

P5 14 James DENNISON				
LAP	LAP TIME	DIFF	MPH	TIME OF DAY
1 -	1:05.042	8.472	66.85	16:30:07.642
2 -	58.175	1.605	74.75	16:31:05.817
3 -	58.324	1.754	74.55	16:32:04.141
4 -	57.137	0.567	76.10	16:33:01.278
5 -	57.160	0.590	76.07	16:33:58.438
6 -	57.025	0.455	76.25	16:34:55.463
7 -	56.570 (1)		76.87	16:35:52.033
8 -	56.828	0.258	76.52	16:36:48.861
9 -	56.991	0.421	76.30	16:37:45.852
10 -	57.449	0.879	75.69	16:38:43.301
11 -	56.764 (3)	0.194	76.60	16:39:40.065
12 -	56.846	0.276	76.49	16:40:36.911
13 -	56.847	0.277	76.49	16:41:33.758
14 -	56.879	0.309	76.45	16:42:30.637
15 -	56.723 (2)	0.153	76.66	16:43:27.360
16 -	57.354	0.784	75.82	16:44:24.714
17 -	57.047	0.477	76.22	16:45:21.761
18 -	56.926	0.356	76.39	16:46:18.687
19 -	56.979	0.409	76.31	16:47:15.666
20 -	57.130	0.560	76.11	16:48:12.796
21 -	57.172	0.602	76.06	16:49:09.968

P6 31 Fergus CAMPBELL				
LAP	LAP TIME	DIFF	MPH	TIME OF DAY
1 -	1:05.373	8.310	66.51	16:30:07.973
2 -	58.265	1.202	74.63	16:31:06.238

Weather / Track : Sunny / Dry

Brands Hatch Indy
Circuit Length = 1.2079 miles
Start: 16:29 Flag 16:48 End: 16:49

MGCC The Boretch Engineering MG Trophy

RACE 7 - LAP ANALYSIS

DIFF = Difference To Personal Best Lap

3 -	58.103	1.040	74.84	16:32:04.341
4 -	57.514	0.451	75.60	16:33:01.855
5 -	57.370	0.307	75.79	16:33:59.225
6 -	57.128 (2)	0.065	76.12	16:34:56.353
7 -	57.303	0.240	75.88	16:35:53.656
8 -	57.063 (1)		76.20	16:36:50.719
9 -	57.351	0.288	75.82	16:37:48.070
10 -	57.343	0.280	75.83	16:38:45.413
11 -	57.271 (3)	0.208	75.93	16:39:42.684
12 -	57.442	0.379	75.70	16:40:40.126
13 -	57.284	0.221	75.91	16:41:37.410
14 -	57.598	0.535	75.49	16:42:35.008
15 -	57.574	0.511	75.53	16:43:32.582
16 -	57.669	0.606	75.40	16:44:30.251
17 -	57.651	0.588	75.42	16:45:27.902
18 -	58.199	1.136	74.71	16:46:26.101
19 -	57.526	0.463	75.59	16:47:23.627
20 -	58.023	0.960	74.94	16:48:21.650
21 -	57.615	0.552	75.47	16:49:19.265

P7 93 Joseph DALGARNO

LAP	LAP TIME	DIFF	MPH	TIME OF DAY
1 -	1:05.872	8.676	66.01	16:30:08.472
2 -	58.888	1.692	73.84	16:31:07.360
3 -	58.119	0.923	74.82	16:32:05.479
4 -	58.897	1.701	73.83	16:33:04.376
5 -	58.910	1.714	73.81	16:34:03.286
6 -	57.621	0.425	75.46	16:35:00.907
7 -	57.227 (3)	0.031	75.98	16:35:58.134
8 -	57.206 (2)	0.010	76.01	16:36:55.340
9 -	57.196 (1)		76.02	16:37:52.536
10 -	57.844	0.648	75.17	16:38:50.380
11 -	57.889	0.693	75.11	16:39:48.269
12 -	57.909	0.713	75.09	16:40:46.178
13 -	57.835	0.639	75.18	16:41:44.013
14 -	58.118	0.922	74.82	16:42:42.131
15 -	57.680	0.484	75.39	16:43:39.811
16 -	57.374	0.178	75.79	16:44:37.185
17 -	58.353	1.157	74.52	16:45:35.538
18 -	57.751	0.555	75.29	16:46:33.289
19 -	57.930	0.734	75.06	16:47:31.219
20 -	58.103	0.907	74.84	16:48:29.322
21 -	57.613	0.417	75.47	16:49:26.935

P8 36 Joshua BACON

LAP	LAP TIME	DIFF	MPH	TIME OF DAY
1 -	1:08.380	11.465	63.59	16:30:10.980
2 -	58.965	2.050	73.74	16:31:09.945
3 -	58.716	1.801	74.06	16:32:08.661
4 -	57.685	0.770	75.38	16:33:06.346
5 -	57.868	0.953	75.14	16:34:04.214
6 -	57.546	0.631	75.56	16:35:01.760
7 -	57.368 (3)	0.453	75.80	16:35:59.128
8 -	56.915 (1)		76.40	16:36:56.043
9 -	57.393	0.478	75.76	16:37:53.436
10 -	57.197 (2)	0.282	76.02	16:38:50.633
11 -	57.840	0.925	75.18	16:39:48.473
12 -	57.884	0.969	75.12	16:40:46.357
13 -	57.822	0.907	75.20	16:41:44.179
14 -	58.141	1.226	74.79	16:42:42.320
15 -	57.712	0.797	75.35	16:43:40.032
16 -	57.686	0.771	75.38	16:44:37.718
17 -	58.012	1.097	74.96	16:45:35.730

DIFF = Difference To Personal Best Lap

18 -	57.687	0.772	75.38	16:46:33.417
19 -	57.765	0.850	75.28	16:47:31.182
20 -	58.477	1.562	74.36	16:48:29.659
21 -	57.520	0.605	75.60	16:49:27.179

P9 97 Josh BROMLEY

LAP	LAP TIME	DIFF	MPH	TIME OF DAY
1 -	1:09.137	12.087	62.89	16:30:11.737
2 -	58.742	1.692	74.02	16:31:10.479
3 -	58.557	1.507	74.26	16:32:09.036
4 -	57.875	0.825	75.13	16:33:06.911
5 -	58.060	1.010	74.89	16:34:04.971
6 -	58.857	1.807	73.88	16:35:03.828
7 -	57.861	0.811	75.15	16:36:01.689
8 -	58.158	1.108	74.77	16:36:59.847
9 -	58.087	1.037	74.86	16:37:57.934
10 -	57.722	0.672	75.33	16:38:55.656
11 -	57.845	0.795	75.17	16:39:53.501
12 -	57.340	0.290	75.83	16:40:50.841
13 -	57.259	0.209	75.94	16:41:48.100
14 -	57.218 (3)	0.168	76.00	16:42:45.318
15 -	57.053 (2)	0.003	76.22	16:43:42.371
16 -	57.050 (1)		76.22	16:44:39.421
17 -	57.525	0.475	75.59	16:45:36.946
18 -	57.407	0.357	75.75	16:46:34.353
19 -	57.381	0.331	75.78	16:47:31.734
20 -	58.565	1.515	74.25	16:48:30.299
21 -	57.381	0.331	75.78	16:49:27.680

P10 77 Robin WALKER

LAP	LAP TIME	DIFF	MPH	TIME OF DAY
1 -	1:07.708	10.935	64.22	16:30:10.308
2 -	58.375	1.602	74.49	16:31:08.683
3 -	57.251	0.478	75.95	16:32:05.934
4 -	58.944	2.171	73.77	16:33:04.878
5 -	58.608	1.835	74.19	16:34:03.486
6 -	58.656	1.883	74.13	16:35:02.142
7 -	58.409	1.636	74.45	16:36:00.551
8 -	57.527	0.754	75.59	16:36:58.078
9 -	57.395	0.622	75.76	16:37:55.473
10 -	57.434	0.661	75.71	16:38:52.907
11 -	58.044	1.271	74.91	16:39:50.951
12 -	57.994	1.221	74.98	16:40:48.945
13 -	57.015 (3)	0.242	76.27	16:41:45.960
14 -	56.773 (1)		76.59	16:42:42.733
15 -	57.430	0.657	75.72	16:43:40.163
16 -	56.992 (2)	0.219	76.30	16:44:37.155
17 -	59.050	2.277	73.64	16:45:36.205
18 -	57.590	0.817	75.50	16:46:33.795
19 -	57.741	0.968	75.31	16:47:31.536
20 -	59.209	2.436	73.44	16:48:30.745
21 -	58.935	2.162	73.78	16:49:29.680

P11 50 John BOOTH

LAP	LAP TIME	DIFF	MPH	TIME OF DAY
1 -	1:07.340	9.710	64.57	16:30:09.940
2 -	59.533	1.903	73.04	16:31:09.473
3 -	58.213	0.583	74.70	16:32:07.686
4 -	58.517	0.887	74.31	16:33:06.203
5 -	58.554	0.924	74.26	16:34:04.757
6 -	57.694 (3)	0.064	75.37	16:35:02.451
7 -	59.062	1.432	73.62	16:36:01.513

Weather / Track : Sunny / Dry

Brands Hatch Indy

Circuit Length = 1.2079 miles

Start: 16:29 Flag 16:48 End: 16:49

MGCC The Boretch Engineering MG Trophy

RACE 7 - LAP ANALYSIS

DIFF = Difference To Personal Best Lap

8 -	58.188	0.558	74.73	16:36:59.701
9 -	58.213	0.583	74.70	16:37:57.914
10 -	58.679	1.049	74.10	16:38:56.593
11 -	58.150	0.520	74.78	16:39:54.743
12 -	58.734	1.104	74.03	16:40:53.477
13 -	57.630 (1)		75.45	16:41:51.107
14 -	57.742	0.112	75.31	16:42:48.849
15 -	58.088	0.458	74.86	16:43:46.937
16 -	58.045	0.415	74.91	16:44:44.982
17 -	57.664 (2)	0.034	75.41	16:45:42.646
18 -	58.120	0.490	74.82	16:46:40.766
19 -	58.848	1.218	73.89	16:47:39.614
20 -	57.717	0.087	75.34	16:48:37.331

P12 80 Tylor BALLARD

LAP	LAP TIME	DIFF	MPH	TIME OF DAY
1 -	1:06.507	9.229	65.38	16:30:09.107
2 -	58.823	1.545	73.92	16:31:07.930
3 -	57.688	0.410	75.38	16:32:05.618
4 -	58.908	1.630	73.82	16:33:04.526
5 -	58.552	1.274	74.26	16:34:03.078
6 -	57.278 (1)		75.92	16:35:00.356
7 -	57.315	0.037	75.87	16:35:57.671
8 -	57.280 (2)	0.002	75.91	16:36:54.951
9 -	57.300 (3)	0.022	75.89	16:37:52.251
10 -	1:13.074	15.796	59.50	16:39:05.325
11 -	1:02.689	5.411	69.36	16:40:08.014
12 -	1:02.811	5.533	69.23	16:41:10.825
13 -	58.696	1.418	74.08	16:42:09.521
14 -	58.707	1.429	74.07	16:43:08.228
15 -	58.238	0.960	74.66	16:44:06.466
16 -	1:01.005	3.727	71.28	16:45:07.471
17 -	1:01.343	4.065	70.88	16:46:08.814
18 -	1:06.066	8.788	65.82	16:47:14.880
19 -	1:02.721	5.443	69.33	16:48:17.601
20 -	1:03.874	6.596	68.08	16:49:21.475

P13 78 James MORETON

LAP	LAP TIME	DIFF	MPH	TIME OF DAY
1 -	1:11.455	12.078	60.85	16:30:14.055
2 -	1:00.844	1.467	71.47	16:31:14.899
3 -	1:01.494	2.117	70.71	16:32:16.393
4 -	1:00.825	1.448	71.49	16:33:17.218
5 -	1:00.564	1.187	71.80	16:34:17.782
6 -	1:00.953	1.576	71.34	16:35:18.735
7 -	1:00.970	1.593	71.32	16:36:19.705
8 -	1:00.323	0.946	72.08	16:37:20.028
9 -	1:00.477	1.100	71.90	16:38:20.505
10 -	1:00.965	1.588	71.32	16:39:21.470
11 -	1:00.105	0.728	72.35	16:40:21.575
12 -	1:01.063	1.686	71.21	16:41:22.638
13 -	1:00.960	1.583	71.33	16:42:23.598
14 -	1:01.047	1.670	71.23	16:43:24.645
15 -	1:00.740	1.363	71.59	16:44:25.385
16 -	1:00.546	1.169	71.82	16:45:25.931
17 -	1:00.793	1.416	71.53	16:46:26.724
18 -	59.377 (1)		73.23	16:47:26.101
19 -	1:00.017 (3)	0.640	72.45	16:48:26.118
20 -	59.872 (2)	0.495	72.63	16:49:25.990

DIFF = Difference To Personal Best Lap

P14 35 Guy TOLLEY				
LAP	LAP TIME	DIFF	MPH	TIME OF DAY
1 -	1:10.175	9.715	61.96	16:30:12.775
2 -	1:01.245	0.785	71.00	16:31:14.020
3 -	1:01.569	1.109	70.62	16:32:15.589
4 -	1:01.082	0.622	71.19	16:33:16.671
5 -	1:00.639	0.179	71.71	16:34:17.310
6 -	1:00.891	0.431	71.41	16:35:18.201
7 -	1:01.143	0.683	71.12	16:36:19.344
8 -	1:00.460 (1)		71.92	16:37:19.804
9 -	1:00.488 (3)	0.028	71.89	16:38:20.292
10 -	1:00.530	0.070	71.84	16:39:20.822
11 -	1:00.543	0.083	71.82	16:40:21.365
12 -	1:00.828	0.368	71.49	16:41:22.193
13 -	1:01.168	0.708	71.09	16:42:23.361
14 -	1:00.470 (2)	0.010	71.91	16:43:23.831
15 -	1:01.101	0.641	71.17	16:44:24.932
16 -	1:00.827	0.367	71.49	16:45:25.759
17 -	1:02.472	2.012	69.60	16:46:28.231
18 -	1:00.596	0.136	71.76	16:47:28.827
19 -	1:00.959	0.499	71.33	16:48:29.786
20 -	1:01.985	1.525	70.15	16:49:31.771

P15 76 John DONNELLY

LAP	LAP TIME	DIFF	MPH	TIME OF DAY
1 -	1:13.560	13.033	59.11	16:30:16.160
2 -	1:03.517	2.990	68.46	16:31:19.677
3 -	1:03.915	3.388	68.03	16:32:23.592
4 -	1:01.767	1.240	70.40	16:33:25.359
5 -	1:02.632	2.105	69.43	16:34:27.991
6 -	1:00.874	0.347	71.43	16:35:28.865
7 -	1:00.657	0.130	71.69	16:36:29.522
8 -	1:00.680	0.153	71.66	16:37:30.202
9 -	1:00.551 (2)	0.024	71.81	16:38:30.753
10 -	1:00.527 (1)		71.84	16:39:31.280
11 -	1:01.034	0.507	71.24	16:40:32.314
12 -	1:01.300	0.773	70.93	16:41:33.614
13 -	1:01.564	1.037	70.63	16:42:35.178
14 -	1:00.689	0.162	71.65	16:43:35.867
15 -	1:00.823	0.296	71.49	16:44:36.690
16 -	1:03.133	2.606	68.88	16:45:39.823
17 -	1:00.912	0.385	71.39	16:46:40.735
18 -	1:02.322	1.795	69.77	16:47:43.057
19 -	1:00.645 (3)	0.118	71.70	16:48:43.702

P16 60 Andy HEITMAN

LAP	LAP TIME	DIFF	MPH	TIME OF DAY
1 -	1:13.148	9.847	59.44	16:30:15.748
2 -	1:03.342 (2)	0.041	68.65	16:31:19.090
3 -	1:04.166	0.865	67.77	16:32:23.256
4 -	1:04.937	1.636	66.96	16:33:28.193
5 -	1:04.245	0.944	67.68	16:34:32.438
6 -	1:03.792	0.491	68.16	16:35:36.230
7 -	1:04.638	1.337	67.27	16:36:40.868
8 -	1:03.828	0.527	68.13	16:37:44.696
9 -	1:04.156	0.855	67.78	16:38:48.852
10 -	1:04.951	1.650	66.95	16:39:53.803
11 -	1:03.519 (3)	0.218	68.46	16:40:57.322
12 -	1:03.540	0.239	68.43	16:42:00.862
13 -	1:04.344	1.043	67.58	16:43:05.206
14 -	1:05.266	1.965	66.62	16:44:10.472
15 -	1:03.301 (1)		68.69	16:45:13.773

Brands Hatch Indy

Circuit Length = 1.2079 miles

Start: 16:29 Flag 16:48 End: 16:49

Weather / Track : Sunny / Dry

MGCC The Boretch Engineering MG Trophy

RACE 7 - LAP ANALYSIS

DIFF = Difference To Personal Best Lap

16 -	1:04.134	0.833	67.80	16:46:17.907
17 -	1:04.229	0.928	67.70	16:47:22.136
18 -	1:03.779	0.478	68.18	16:48:25.915
19 -	1:04.551	1.250	67.36	16:49:30.466

P17 99 Doug COLE				
LAP	LAP TIME	DIFF	MPH	TIME OF DAY
1 -	1:04.756	8.486	67.15	16:30:07.356
2 -	56.900	0.630	76.42	16:31:04.256
3 -	1:23.409	27.139	52.13	16:32:27.665
4 -	58.002	1.732	74.97	16:33:25.667
5 -	57.158	0.888	76.08	16:34:22.825
6 -	57.058	0.788	76.21	16:35:19.883
7 -	57.432	1.162	75.71	16:36:17.315
8 -	56.701	0.431	76.69	16:37:14.016
9 -	56.499	0.229	76.96	16:38:10.515
10 -	56.805	0.535	76.55	16:39:07.320
11 -	57.021	0.751	76.26	16:40:04.341
12 -	56.829	0.559	76.52	16:41:01.170
13 -	57.350	1.080	75.82	16:41:58.520
14 -	56.456	0.186	77.02	16:42:54.976
15 -	56.386	0.116	77.12	16:43:51.362
16 -	56.646	0.376	76.76	16:44:48.008
17 -	56.270 (1)		77.28	16:45:44.278
18 -	56.304 (2)	0.034	77.23	16:46:40.582
19 -	56.436	0.166	77.05	16:47:37.018
20 -	56.344 (3)	0.074	77.17	16:48:33.362

MGCC The Boretech Engineering MG Trophy

RACE 7 - STATISTICS

Competitors Started 17
Planned Start 2021-04-24 @ 16:25:00.000
Actual Start 2021-04-24 @ 16:29:02.599
Finish Time 2021-04-24 @ 16:48:34.005
Track Length 1.2079mi.
Total Laps 348
Total Distance Covered 420.3650mi.

Session Fastest Lap History

NO	CL	NAME	LAP TIME	TIME OF DAY	LAP	VEHICLE
3	A	Sam KIRKPATRICK	1:03.575	16:30:06.196	1	MG ZR 190
3	A	Sam KIRKPATRICK	55.869	16:31:02.065	2	MG ZR 190
3	A	Sam KIRKPATRICK	55.470	16:31:57.535	3	MG ZR 190
3	A	Sam KIRKPATRICK	55.308	16:33:48.602	5	MG ZR 190
3	A	Sam KIRKPATRICK	55.240	16:34:43.840	6	MG ZR 190
3	A	Sam KIRKPATRICK	55.230	16:35:39.072	7	MG ZR 190
16	A	Fred BURGESS	55.190	16:43:08.031	15	MG ZR 190
3	A	Sam KIRKPATRICK	55.176	16:45:48.279	18	MG ZR 190
16	A	Fred BURGESS	55.095	16:45:53.784	18	MG ZR 190

Session Leader History

NO	CL	NAME	FROM LAP	LAPS LED	DISTANCE	VEHICLE
3	A	Sam KIRKPATRICK	1	21	25.36 miles	MG ZR 190

Flag History

TYPE	TIME OF DAY
GREEN	16:29:02.599
FINISH	16:48:34.005

Flag Statistics

TYPE	COUNT	TOTAL LAPS	TOTAL TIME
Green	1	21	20:51.330
Red	0	0	0.000
Safety Car	0	0	0.000
FCY	0	0	0.000

Weather / Track : Sunny / Dry

MGCC The Boretech Engineering MG Trophy

RACE 7 - STATISTICS

CLASS : A

6 Starters

Fastest Lap History

NO	NAME	LAP TIME	TIME OF DAY	LAP	VEHICLE
3	Sam KIRKPATRICK	1:03.575	16:30:06.196	1	MG ZR 190
3	Sam KIRKPATRICK	55.869	16:31:02.065	2	MG ZR 190
3	Sam KIRKPATRICK	55.470	16:31:57.535	3	MG ZR 190
3	Sam KIRKPATRICK	55.308	16:33:48.602	5	MG ZR 190
3	Sam KIRKPATRICK	55.240	16:34:43.840	6	MG ZR 190
3	Sam KIRKPATRICK	55.230	16:35:39.072	7	MG ZR 190
16	Fred BURGESS	55.190	16:43:08.031	15	MG ZR 190
3	Sam KIRKPATRICK	55.176	16:45:48.279	18	MG ZR 190
16	Fred BURGESS	55.095	16:45:53.784	18	MG ZR 190

Leader History

NO	NAME	FROM LAP	LAPS LED	DISTANCE	VEHICLE
3	Sam KIRKPATRICK	1	21	25.36 miles	MG ZR 190

MGCC The Boretech Engineering MG Trophy

RACE 7 - STATISTICS

CLASS : B

7 Starters

Fastest Lap History

NO	NAME	LAP TIME	TIME OF DAY	LAP	VEHICLE
14	James DENNISON	1:05.042	16:30:07.652	1	MG ZR 170
14	James DENNISON	58.175	16:31:05.827	2	MG ZR 170
31	Fergus CAMPBELL	58.103	16:32:04.351	3	MG ZR 170
80	Tylor BALLARD	57.688	16:32:05.637	3	MG ZR 170
14	James DENNISON	57.137	16:33:01.290	4	MG ZR 170
14	James DENNISON	57.025	16:34:55.475	6	MG ZR 170
14	James DENNISON	56.570	16:35:52.044	7	MG ZR 170

Leader History

NO	NAME	FROM LAP	LAPS LED	DISTANCE	VEHICLE
14	James DENNISON	1	21	25.36 miles	MG ZR 170

MGCC The Boretech Engineering MG Trophy

RACE 7 - STATISTICS

CLASS : C

4 Starters

Fastest Lap History

NO	NAME	LAP TIME	TIME OF DAY	LAP	VEHICLE
35	Guy TOLLEY	1:10.175	16:30:12.818	1	MG ZR 160
35	Guy TOLLEY	1:01.245	16:31:14.063	2	MG ZR 160
78	James MORETON	1:00.844	16:31:14.911	2	MG ZR 160
78	James MORETON	1:00.825	16:33:17.230	4	MG ZR 160
35	Guy TOLLEY	1:00.639	16:34:17.353	5	MG ZR 160
78	James MORETON	1:00.564	16:34:17.794	5	MG ZR 160
35	Guy TOLLEY	1:00.460	16:37:19.848	8	MG ZR 160
78	James MORETON	1:00.323	16:37:20.039	8	MG ZR 160
78	James MORETON	1:00.105	16:40:21.587	11	MG ZR 160
78	James MORETON	59.377	16:47:26.113	18	MG ZR 160

Leader History

NO	NAME	FROM LAP	LAPS LED	DISTANCE	VEHICLE
35	Guy TOLLEY	1	16	19.32 miles	MG ZR 160
78	James MORETON	17	4	4.83 miles	MG ZR 160

Weather / Track : Sunny / Dry

Results can be found at www.tsl-timing.com

Page 4 of 4

Brands Hatch Indy
Circuit Length = 1.2079 miles
Start: 16:29 Flag 16:48 End: 16:49

Printed - 16:51 Saturday, 24 April 2021